



TRANSPORTATION PLANNING ORGANIZATION

Marion County Commission Auditorium
601 SE 25th Avenue, Ocala, FL 34471

July 7, 2016
1:30 PM

AGENDA

1. CALL TO ORDER AND ROLL CALL

2. PROOF OF PUBLICATION

3. ACTION ITEMS

A. DRAFT FY 2022 PRIORITY PROJECTS

Each year, the Transportation Planning Organization develops multiple lists of priority projects for a five year planning horizon. Staff will present the draft FY 2022 Priority Projects. Staff is requesting review, ranking, and approval of the priority projects list.

B. FY 2015/2016-2019/2020 'ROLL-FORWARD' TIP AMENDMENT

The Ocala/Marion Transportation Improvement Program (TIP) reflects the most current project information, it is necessary to periodically amend the document. Staff is recommending approval of the 'Roll-Forward' TIP Amendment.

C. DRAFT FY 2016/2017-2020/2021 TRANSPORTATION IMPROVEMENT PROGRAM (TIP)

The Transportation Improvement Program (TIP) is a five-year planning document that tracks the funding and phasing of transportation projects. Staff is recommending approval of the TIP.

D. SUNTRAN CONTRACT RATE FOR FY 16/17

Staff has been working with McDonald Transit Associates (MTA) to determine the 2016/2017 contract rate for the operations and maintenance SunTran. Staff is recommending approval of the proposed contract rate.

E. REQUEST FOR BUS PASSES FROM UNITED WAY

The United Way has approached staff to request transportation assistance with their Strong Families Initiative. Staff from United Way will present an overview of the program and provide additional details.

F. CITIZENS ADVISORY COMMITTEE APPOINTMENT

Councilman Rick Hancock is recommending appointment of Mr. Paul Marraffino as the Citizens Advisory Committee (CAC) representative from the Dunnellon area.

4. CONSENT AGENDA

5. COMMENTS BY FDOT

6. COMMENTS BY TPO STAFF

7. COMMENTS BY TPO MEMBERS

8. PUBLIC COMMENT (Limited to 5 minutes)

9. ADJOURNMENT

If reasonable accommodations are needed for you to participate in this meeting, please call the TPO Office at (352)629-8297 forty-eight (48) hours in advance so arrangements can be made.

Pursuant to Chapter 286.0105, Florida Statutes, if a person decides to appeal any decision made by the TPO with respect to any matter considered at this meeting or hearing, he or she will need a record of the proceedings, and that, for such purpose, he or she may need to ensure that a verbatim record of the proceedings is made, which record includes the testimony and evidence upon which the appeal is to be based.

The next regular meeting of the Ocala/Marion County Transportation Planning Organization will be held on August 23, 2016.



June 22, 2016

TO: TPO Board Members

FROM: Kenneth Odom, Transportation Planner

RE: DRAFT FY 2022 Priority Projects

The following pages contain a copy of the DRAFT FY 2022 Priority Projects. The overall order of the Priority Projects list has remained mostly unchanged from FY 2021 to FY 2022 because no additional projects have been identified for inclusion to the list. However, there have been additional funding/phase additions to the other projects as they progress towards construction. Please review the FY 2022 DRAFT Priority Projects list and be prepared to discuss the staff recommended order and any changes that you would suggest. Staff is requesting approval of the DRAFT 2022 Priority Project list for transmittal to the FDOT.

In addition to the FY 2022 DRAFT Priority Projects list, TPO staff is also requesting that the committee members review, recommend changes and approve the Off-System, TRIP, and Trails Priority lists as well as review and approve the Central Florida Metropolitan Planning Organization Alliance's SIS and Trail Priorities lists.

If you have any questions regarding the rankings on any of the lists or a specific project please contact me in our office at (629-8297).

OCALA/MARION COUNTY TPO
DRAFT FY 2022 PRIORITY PROJECTS

RANK	ROAD SEGMENT	ROADWAY DATA								Improvement	PRIORITY YEAR PHASE FY 2022	COMMENTS	
		Length	# of Lanes	LOS Standard	LOS Volume (Capacity)	2014 Traffic Count	Volume/ Capacity Ratio	LOS	SIS				
1	NW 49th Street Interchange <i>(FDOT FM# 435209-1)</i>	-	-	-	-	-	-	-	-	Yes	New Interchange	ROW/CST	Project Manager: Jazlyn Heywood MLOU Approved: 1/26/2015 Scheduled IJR Approval Date: June 2016 <i>Working with Marion County/FDOT to possibly expedite project schedule.</i>
	<i>Funding Status</i> IJR to be funded by Marion County	<i>PHASE</i>	<i>FY 15/16</i>	<i>FY 16/17</i>	<i>FY 17/18</i>	<i>FY 18/19</i>	<i>FY 19/20</i>	<i>FY 20/21</i>					
		PD&E		\$2,030,000									
		PE						\$3,530,000					
2	SR 40/US 441 Intersection Op. Improvement I NW 2nd St to SW Broadway Street <i>(FDOT FM# 433661-1)</i>	0.16	6	D	50,000	36,000	72%		C	No	Add Dedicated Turn Lanes, Pedestrian Improvements & Enhanced Illumination	FULLY FUNDED	Project Manager: Todd Alexander Plans Complete:12/2016 <i>Fully funded.</i>
		<i>PHASE</i>	<i>FY 15/16</i>	<i>FY 16/17</i>	<i>FY 17/18</i>	<i>FY 18/19</i>	<i>FY 19/20</i>	<i>FY 20/21</i>					
		ROW				\$389,604	\$331,419						
		CST						\$1,520,979					
3	US 441 Intersection Op. Improvement II at SR 464 <i>(FDOT FM# 433660-1)</i>	NA	6	D	50,000	26,000	52%		C	No	Add Dedicated Turn Lanes and Pedestrian Improvements	CST	Project Manager: Todd Alexander Plans Complete:7/2016 <i>\$2,100,603 LRE</i>
		<i>PHASE</i>	<i>FY 15/16</i>	<i>FY 16/17</i>	<i>FY 17/18</i>	<i>FY 18/19</i>	<i>FY 19/20</i>	<i>FY 20/21</i>					
		ROW				\$668,224							
4	SR 35 Intersection Op. Improvement at SR 25, Foss Rd., & Robinson Rd. <i>(FDOT FM# 435208-1)</i>	NA	2	D	14,800	14,600	99%		D	No	Add SB Right-Turn Lanes	ROW/CST	Project Manager: Amir Asgarinik Wait for finalized scope to determine if ROW is necessary.
		<i>PHASE</i>	<i>FY 15/16</i>	<i>FY 16/17</i>	<i>FY 17/18</i>	<i>FY 18/19</i>	<i>FY 19/20</i>	<i>FY 20/21</i>					
		PE				\$1,005,000							
5	SR 40 Downtown Multi-Modal Improvement US 441 to NE 8th Avenue <i>(FDOT FM# 431935-1)</i>	0.63	4	D	32,400	31,000	96%		D	No	Pedestrian and Traffic Ops Improvements	CST	Project Manager: Matt Hassan
		<i>PHASE</i>	<i>FY 15/16</i>	<i>FY 16/17</i>	<i>FY 17/18</i>	<i>FY 18/19</i>	<i>FY 19/20</i>	<i>FY 20/21</i>					
		PE		\$953,633									
6	SR 40 East Multi-Modal Improvement NE 49th Terrace to NE 60th Court <i>(FDOT FM# 435490-1)</i>	1.5	4	D	32,400	21,000	65%		C	No	To Be Determined In Planning Study	PE	<i>Design estimate:</i>
7	SR 40 West Multi-Modal Improvement CSX Rail Bridge to I-75	2.8	4	D	32,400	28,000	86%		C	No	Sidewalk Widening & Reconditioning	PE	

IJR - Interchange Justification Report
PD and E - Project Development Enviro Study
PE - Preliminary Engineering
ROW - Right-of-Way Acquisition
CST - Construction

OCALA/MARION COUNTY TPO
DRAFT FY 2022 PRIORITY PROJECTS

RANK	ROAD SEGMENT	ROADWAY DATA								Improvement	PRIORITY YEAR PHASE FY 2022	COMMENTS
		Length	# of Lanes	LOS Standard	LOS Volume (Capacity)	2014 Traffic Count	Volume/Capacity Ratio	LOS	SIS			
8	US 41											
	SW 111TH PL LN to SR 40 (FDOT FM# 238648-1)	3.6	2	D	18,600	23,000	124%	D	No	Add 2 Lanes	FULLY FUNDED	Project Manager: Kathy Enot Plans Complete: 9/2013, Update: 4/2017
		PHASE	FY 15/16	FY 16/17	FY 17/18	FY 18/19	FY 19/20	FY 20/21				
		PE		\$700,000								
		ROW		\$5,591,911	\$4,994,318							
		CST				\$30,182,333						
9	SR 200											
	CR 484 to Citrus County Line (FDOT FM# 238651-1)	3.2	2	C	8,400	13,700	163%	F	No	Add 2 Lanes	CST	Project Manager: Naziru Isaac Plans Complete: 1/2017 Right of way complete <i>Estimate: \$34,465,223 (LRE 8/11/2015)</i>
		PHASE	FY 15/16	FY 16/17	FY 17/18	FY 18/19	FY 19/20	FY 20/21				
		ENV										
		PE										
10	SR 40/I-75 Interchange Operational Improvements											
	SW 40 th Avenue to SW 27 th Avenue (FDOT FM# 433652-1)	-	4	D	32,400	26,500	82%	D	Yes	Operations Improvements at I-75 interchange and at SW 27 th Ave intersection.	CST	Project Manager: Taleb Shams Plans complete: 5/2017 Right of way: FY 2018-2019
	Funding Status	PHASE	FY 15/16	FY 16/17	FY 17/18	FY 18/19	FY 19/20	FY 20/21				
		ROW			\$3,420,000	\$4,107,706						
11	CR 484/I-75 Interchange Operational Improvements											
	SW 20 th Avenue Road to CR 475A (FDOT FM# 433651-1 & -2 & -3)	-	4	D	32,400	26,400	81%	C	Yes	Operational/Capacity Improvements	ROW	Project Manager: Sarah Van Gundy Plans complete: 7/2017 <i>LF: \$4,393,910 (2nd ROW)</i>
		PHASE	FY 15/16	FY 16/17	FY 17/18	FY 18/19	FY 19/20	FY 20/21				
		PE	\$185,710									
		ROW						\$2,063,796				
		ROW						\$5,826,704				
12	NE 36 th Avenue											
	SR 492 to NE 35 th Street (FDOT FM# 431798-1) <i>PD&E Underway</i> Project includes grade separation over CSX S line	1.6	2	D	14,040	10,700	76%	D	No	Add 2 Lanes	N/A	Project Manager: Jazlyn Heywood LDCA Scheduled Approval: 12/2015 Segment only for PD&E
		PHASE	FY 15/16	FY 16/17	FY 17/18	FY 18/19	FY 19/20	FY 20/21				
		PD&E	\$809,371									
	Implementation Phases:											
	SR 492 to NE 20 th Place (.4 miles) (FDOT FM# 431798-2)									Add 2 Lanes	ROW	Project Manager: Heather Johnstone Plans complete: 5/2017
		PE	\$826,782									
	(.4 miles) (FDOT FM# 431798-3) Project includes grade separation over CSX S line									Add 2 Lanes Rail Capacity Project	FULLY FUNDED	Project Manager: Heather Johnstone Plans complete: 5/2017
		PE	\$2,000,000									
		ROW		\$4,390,000	\$4,235,000	\$1,704,000	\$1,159,000	\$100,000				
		RRU				\$400,000						
		CST				\$10,416,986						
	(.8 miles) (FDOT FM# 431798-4)									Add 2 Lanes	ROW	Project Manager: Heather Johnstone Plans complete: 5/2017
		PE	\$1,006,774									

IJR - Interchange Justification Report
PD and E - Project Development Enviro Study
PE - Preliminary Engineering
ROW - Right-of-Way Acquisition
CST - Construction

OCALA/MARION COUNTY TPO
DRAFT FY 2022 PRIORITY PROJECTS

RANK	ROAD SEGMENT	ROADWAY DATA								Improvement	PRIORITY YEAR PHASE FY 2022	COMMENTS		
		Length	# of Lanes	LOS Standard	LOS Volume (Capacity)	2014 Traffic Count	Volume/ Capacity Ratio	LOS	SIS					
13	SR 40 - East													
	NE 60th Court to CR 314 (FDOT FM# 410674-2)	10.0	2	C	12,400	12,700	102%		E	Yes	Add 2 Lanes 2 bridge structures, from CR 326 to CR 314 concrete, wildlife crossings	FULLY FUNDED	Project Manager: Kathy Enot Includes Black Bear Scenic Trail Plans complete: 3/2017 LRE being updated	
	<i>Funding Status</i>	<i>PHASE</i>	<i>FY 15/16</i>	<i>FY 16/17</i>	<i>FY 17/18</i>	<i>FY 18/19</i>	<i>FY 19/20</i>	<i>FY 20/21</i>						
		ENV		\$1,163,794										
		PE			700,000									
		ROW		\$624,800	\$2,971,020	\$3,363,980	\$1,476,674							
		CST					\$96,252,064							
	CR 314 to CR 314A (FDOT FM# 410674-3)	5.8	2	C	8,400	11,200	FALSE			Yes	Add 2 Lanes	ROW	Project Manager: Kathy Enot Includes Black Bear Scenic Trail Plans complete: 2/2017 <i>Next phase right of way</i>	
	<i>Funding Status</i>	<i>PHASE</i>	<i>FY 15/16</i>	<i>FY 16/17</i>	<i>FY 17/18</i>	<i>FY 18/19</i>	<i>FY 19/20</i>	<i>FY 20/21</i>						
		ENV	\$539,070											
		PE	\$989,386											
	CR 314A to Levy Hammock Road (FDOT FM# 410674-4)	2.6	2	C	8,400	7,100	85%			Yes	Add 2 Lanes	PE	New Project Includes Black Bear Scenic Trail <i>Next phase design</i>	
14	SR 40													
	CR 328 to US 41 (FDOT FM# 238720-1)	9.8	2	C	16,400	12,700	77%		C	No	Add 2 Lanes	ROW	Project Manager: Kathy Enot Plans complete: 3/2010 <i>Next phase right of way</i>	
		Traffic count has been averaged												
15	US 27/I-75 Interchange Operational Improvements													
	NW 44th Avenue to NW 35th Avenue (FDOT FM# 433680-1)	-	4	D	39,800	21,000	53%		C	Yes	Operational/Capacity Improvements	PD&E	New Project	
	<i>Funding Status</i>	<i>PHASE</i>	<i>FY 15/16</i>	<i>FY 16/17</i>	<i>FY 17/18</i>	<i>FY 18/19</i>	<i>FY 19/20</i>	<i>FY 20/21</i>						
16	SW 95th Street Interchange (FDOT FM# 429582-1)	-	-	-	-	-	-	-	-	Yes	New Interchange	PD&E	New Project	
17	NE 25th Avenue													
	SR 492 to NE 35th Street (FDOT FM# 431797-1)	1.6	2	D	14,040	8,400	60%		D	No	Add 2 Lanes	ROW	Project Manager: Naziru Isaac Plans complete: 10/2018	
	<i>PD&E Underway</i>	<i>PHASE</i>	<i>FY 15/16</i>	<i>FY 16/17</i>	<i>FY 17/18</i>	<i>FY 18/19</i>	<i>FY 19/20</i>	<i>FY 20/21</i>						
		PD&E	\$12,184											
		PE	\$1,934,917											
	<i>Project includes grade separation over CSX 'S' line</i>													

OCALA/MARION COUNTY TPO
DRAFT FY 2022 PRIORITY PROJECTS

RANK	ROAD SEGMENT	ROADWAY DATA								Improvement	PRIORITY YEAR PHASE FY 2022	COMMENTS
		Length	# of Lanes	LOS Standard	LOS Volume (Capacity)	2014 Traffic Count	Volume/ Capacity Ratio	LOS	SIS			
18	US 27											
	NW 27th Ave. to NW 44th Ave.	1.8	4	D	37,900	18,000	47%	C	Yes	Add 2 Lanes	PE	New Project
	<i>Funding Status</i> (FDOT FM# 433633-1)											
19	SR 40											
	SW 60th Ave. to SW 27th Ave.	3.0	4	D	39,800	26,500	67%	C	No	Add 2 Lanes	PD&E	New Project
20	CR 484											
	CR 475A to Marion Oaks Course	2.7	4	D	29,160	26,400	91%	D	No	Add 2 Lanes	PE	New Project
21	US 441											
	CR 42 to Sumter County Line (FDOT FM# 238395-8)	2.0	4	D	39,800	32,300	81%	C	No	Add 2 Lanes	ROW	Project Manager: Ashraf Elmaghraby
22	US 301 - South											
	SE 143rd Place to CR 42 (FDOT FM# 411256-4)	2.00	2	D	24,200	13,900	57%	C	No	Add 2 Lanes	ROW	Project Manager: Marcus Lisicki 10/30/09 Plans complete
23	SR 326											
	US 441 to CR 200A (FIHS Facility)	2.3	2	D	16,800	10,500	63%	C	Yes	Add 2 Lanes	PE	New Project

Off-System Priorities

2022 OFF-SYSTEM PRIORITIES									
Priority	Project	From	To	Length (mi)	Agency	Project Type	Phase	Phase Estimate	Notes
1	Osceola Linear Park	SE 3rd Street	NE 5th Street	0.52	Ocala	Linear Park	CST	\$ 700,000	Full remodel of the corridor to include multi-modal facilities.
2	SunTran Replacement Buses	-	-	-	SunTran	Transit	-	\$ 3,600,000	<u>Funded in FY 2019.</u> Replacement of 7 transit buses.
3	SW 49 th Avenue	SW 95th Street	Osceola Boulevard	4.1	MC	Capacity	CST	\$ 16,290,000	<u>Funded in FY 2019.</u> \$9.0M local funds, \$7.3 FDOT funds.
4	East Pennsylvania Avenue (CR 484) Bicycle Improvements	Rainbow River Bridge	US 41	0.8	City of Dunnellon	Bike Path	DES	\$ 75,000	Project to add bicycle path facilities and improved access to Blue Run Park.
5	Countywide ITS Operations & Maintenance	-	-	-	Ocala & MC	O/M	-	\$ 500,000	Annual allocation (\$250K each agency) for ITS Ops & Maintenance.
6	Sunset Harbor Road	@ US 301/441	-	-	MC	Traffic Ops	DES	\$ 150,000	Intersection operations improvements.

FULLY FUNDED (3-YEAR HORIZON)									
Priority	Project	From	To	Length (mi)	Agency	Project Type	Phase	Phase Estimate	Notes
A	SR 40 Stormwater Mitigation	NE 30 th Avenue	NE 7 th Street	0.25	Ocala	Stormwater	CST	\$ 3,000,000	<u>Funded in FY XXXX.</u> \$620K in local funds, \$2.39M in FDT funds. Project to eliminate periodic flooding on SR 40 near golf course and reduce nutrient load into Silver Springs. Limits are not exact. Construction is currently underway. Force main and new pond CST are at 60% completion
B	CR 42	SE 58th Avenue	650' West of CR 25	4.27	MC	Resurfacing	CST	\$ 2,404,000	Design estimated to be completed October 31, 2015.
C	SW 44 th Avenue	SR 200	SW 20th Street	1.7	Ocala	Capacity	CST	\$ 4,600,000	New 4-lane. ROW acquisition still necessary.
D	US 441 @ NW 100th Street	-	-	-	MC	Safety	DES/CST	\$ 2,156,250	Elimination of sight distance issues.
E	City of Ocala Sidewalks	Various locations			Ocala	Multi-modal	CST	\$ 767,000	NE 21 st , SE 24 th , SW 32 nd , Downtown,
F	Marion County Sidewalks	Various locations			MC	Multi-modal	CST	\$ 1,904,000	Legacy, Saddlewood, Marion Oaks
G	CR 200A	NE 35th Street	SR 326	2.7	MC	Resurfacing	CST	\$ 1,875,000	Design to be completed July 31, 2014
H	SW 20th Street	I-75	SR 200	1.1	Ocala	Capacity	DES	\$ 790,000	Expand existing 3-lane section to 4 lanes

Ocala/Marion County TPO
Regional Trail Priorities
FY 2016

Priority	Project	From	To	Length (mi)	Regional Trail	Phase	Phase Estimate	Notes
1	Pruitt Trail	Bridges Road	SR 200	9.5	HOF	CST	\$ 3,325,000	Design funded in FY 2015. DEP acquiring remaining necessary ROW.
2	Silver Springs Bikeway - Phase I	Baseline Paved Trail - North Trailhead	Silver Springs State Park	7.5	HOF	DES	\$ 225,000	Cross Florida Greenway. All ROW under DEP ownership.
3	Downtown Ocala Trail	Ocala City Hall	Silver Springs State Park	6	-	DES	\$ 180,000	
4	CR 484 - Pennsylvania Ave. Multi-Modal Improvements w/ Bridge	Blue Run Park	Mary Street	0.8	-	DES		Phase costs will be dependent upon selections made by Dunnellon City Council.
4	Indian Lake Trail	Silver Springs State Park	Indian Lake Trailhead	5	-	DES	\$ 155,000	Design funded in FY 2019.
5	Silver Springs Bikeway Phase II	Baseline Paved Trail - North Trailhead	CR 42	18.5	HOF	DES	\$ 555,000	Funded in FY 2016 - \$500K for PD&E. FDOT reviewing need for PD&E. May move directly into design. Majority of ROW owned by DEP and STJWMD. Potential to construct trail completely on public lands.
6	Belleview Greenway Trail	Lake Lillian Park	Cross Florida Greenway	5.3	-	DES	\$ 159,000	
7	Ocala National Forest Trail	Silver Springs State Park	Wildcat Lake Boat Ramp (1 mi. east of SR 19)	27	HOF	PD&E	\$ 750,000	FDOT reviewing need for PD&E.
8	Silver Springs to Hawthorne Trail	Silver Springs State Park		Approx. 30	-	PD&E	\$ 750,000	
Funded Projects								
	Land Bridge Gap	SR 200	SW 49th Avenue	8.25	HOF	DES/CST	\$ 3,300,000	Cross Florida Greenway. All ROW under DEP ownership. Includes underpass on CR 484.
	Santos West Gap	SW 49th Avenue	Santos Trail Head	7.4	HOF	DES/CST	\$ 2,200,000	Cross Florida Greenway. All ROW under DEP ownership.

CST - Construction

DEP - Department of Environmental Protection

DES - Design

HOF - Heart of Florida Loop

PD&E - Project Development & Environmental Study

Ocala/Marion County TPO
Regional Trail Priorities
FY 2015

ROW - Right-of-way

STJMMD - St. Johns Water Management District

2022 TRANSPORTATION REGIONAL INCENTIVE PROGRAM (TRIP)

Priority	Project	From	To	Length (mi)	Agency	Project Type	Phase	Phase Estimate	Notes
1	NW 49th Street Interchange	NW 44th Ave	End of NW 35th Ave	0.75	Marion County	Interchange	CST	\$ 30,000,000	Full access interchange.

CENTRAL FLORIDA MPO ALLIANCE
FY 2016-2017 SIS HIGHWAY PROJECTS FOR PRIORITIZATION
DRAFT

Priority	FDOT Financial Management Number	Project Name or Designation	From	To	Length (Miles)	Work Description	Latest Project Phase Funded	Project Phase(s) Remaining Unfunded	Estimated Remaining Cost (Present-Day)	MPO/TPO
1	4269054	Ellis Rd Widening ¹	I-95 (John Rhodes Blvd)	Wickham Rd.	2.00	Widening 2 to 4 Lanes	ROW 2020-2023	CST	\$10,000,000	Space Coast TPO
2	4336521	I-75 Interchange Impr. at SR 40	SW 40th Avenue	---	1.25	Operations and capacity improvements	Design underway: ROW \$8M 2017/18-2018/19	CST	\$15,000,000	Ocala/Marion TPO
3a	2424847	I-4	S of SR 528/Beachline Expy.	W of SR 435/Kirkman Rd.	3.90	Ultimate Configuration for General Use & Managed Lanes	Partial PE 2015/16	ROW/CST	\$324,270,000	MetroPlan
3b	2424848	I-4	W of CR 532 (Polk/Osceola Line)	W of SR 528/Beachline Expy.	16.45	Ultimate Configuration for General Use & Managed Lanes	Partial PE 2015/16	ROW/CST	\$1,731,919,000	MetroPlan
4a	2425924	I-4	E of SR 434	Seminole/Volusia Co. Line	10.30	Ultimate Configuration for General Use & Managed Lanes	Partial PE 2015/16	ROW/CST	\$472,061,000	MetroPlan
4b	4084642	I-4	Volusia/Seminole Co. Line	SR 472	---	Ultimate Configuration for General Use & Managed Lanes	PE 2015/16	ROW/CST	\$469,736,000	River to Sea TPO
4c	2012103	I-4	W of US 27	W of CR 532 (Polk/Osceola Line)	---	Ultimate Configuration for General Use & Managed Lanes	PE 2015/16	ROW/CST	\$63,227,000	Polk TPO
5	4102511	SR 15 (US 17)	Ponce de Leon Blvd.	SR 40	---	Widen 2 to 4 lanes	ROW 2014/15	CST	\$40,000,000	River to Sea TPO
6	4371811 4074023 4074024	SR 528 (Turnpike) SR 528 ² SR 528 ²	W of I-95 SR 524 (Industry) SR 3	SR 524 (Industry) East of SR 3 Port Canaveral Interchange	4.30 3.70 5.10	Widen 4 to 6 lanes, New Indian River Bridge	PE PE PE	ROW/CST ROW/CST ROW/CST	\$91,271,658 \$421,924,750 \$269,405,898	Space Coast TPO
7	4289471	SR 40	Williamson Blvd.	Breakaway Trail	---	Widen 4 to 6 lanes	PD&E complete	ROW/CST	\$30,420,000	River to Sea TPO
8	2408371	SR 40	Cone Rd.	SR 11	---	Widen 2 to 4 lanes	ENV 2012/13	ROW/CST	\$43,800,000	River to Sea TPO
9	N/A	SR 25/US 27	CR 561 (west)	Florida's Turnpike (northern ramps)	2.14	Widen to 6 lanes	---	PD&E/PE/ ROW/CST	\$25,000,000	Lake-Sumter MPO
10	2408361	SR 40	SR 11	SR 15	---	Widen 2 to 4 lanes	PE 2013/14 ENV 2014/15	ROW/CST	\$38,000,000	River to Sea TPO
11	410674-3	SR 40	CR 314	CR 314A	6.1	Widen to 4 lanes w/ multi-use trail (Black Bear Scenic Trail)	DES underway	ROW/CST	\$93,000,000	Ocala/Marion TPO
12	410674-4	SR 40	CR 314A	Levy Hammock Road	2.8	Widen to 4 lanes w/ multi-use trail (Black Bear Scenic Trail)	-	DES/ROW/CST	\$35,000,000	Ocala/Marion TPO

¹SIS Connector designation in FDOT Central Office for approval; ²Top priority segment of SR 528 widening between SR 524 and Port Canaveral; I-4 Ultimate Configuration is noted as a PPP project.

CENTRAL FLORIDA MPO ALLIANCE
SIS HIGHWAY PROJECTS FOR PRIORITIZATION
FUNDED FOR CONSTRUCTION

Old Priority #	FDOT Financial Management Number	Project Name or Designation	From	To	Length (Miles)	Work Description	Latest Project Phase Funded	Project Phase(s) Remaining Unfunded	Estimated Remaining Cost (Present-Day)	MPO/TPO
1	2427152	I-95/I-4 Systems Interchange	---	---		Interchange upgrade	CST 2014/15	---	---	River to Sea TPO
3a	4269053	I-95/Ellis Road Interchange	---	---		New Interchange	CST 2016/17	---	---	Space Coast TPO
5	2384221	SR 25/US 27	Boggy Marsh Rd.	Lake Louisa Rd.	6.70	Widen to 6 lanes	CST 2015/16	---	---	Lake-Sumter
10	4106742	SR 40	SR 35	CR 314	4.5	Widen 2 to 4 lanes	CST 2019/2020	---	---	Ocala/Marion TPO

NOTE: Although funded for construction, projects will continue to be shown until construction starts.

FY 2016-17 CFMPOA Regional Trail Priorities

DRAFT

Priorities Programmed Through Construction							
Trail Name	FM Number	Limits A	Limits B	Length (Miles)	Mega-Trails	Latest Project Phase Funded	MPO
Seminole Volusia Gap	436434-1	Wayside Park (Seminole County)	Spring to Spring Trail (Volusia County)	0.8	Heart of Florida: Coast to Coast	CST \$1,379,067 in FY 2017/18	River to Sea/Metroplan Orlando
South Lake Trail Phase 3B	422570-3	SR 33 (Crittenden St.)	Silver Eagle Road	1.0	Heart of Florida: Coast to Coast	Update of PD&E Study and Design underway - ROW 2017-19, CST 2020	Lake-Sumter
Clarcona-Ocoee Trail		West Orange Trail	Clarcona-Ocoee Road	0.2	Heart of Florida; Coast-to-Coast	Design programmed for 2015; ROW programmed for 2018; Construction programmed for 2020	MetroPlan Orlando
Land Bridge Gap	436358-1	SR 200	SW 49th Ave Trailhead	5.2	Heart of Florida	Design/build - FY 2016	Ocala/Marion
Santos Gap	436291-1	SW 49th Ave Trailhead	Santos Trailhead	9.0	Heart of Florida	Design/build - FY 2016	Ocala/Marion
Silver Springs Gap	435486-1	SE 64th Ave Trailhead	Silver Springs State Park	6.0	Heart of Florida	Design - FY 2016, Construction - FY 2018	Ocala/Marion
Halifax River Greenway		Beville Road	Wilder Blvd	0.5	River-to-Sea; East Coast Greenway	Construction funded in FY 2014/15	River to Sea
Halifax River Greenway		Beach Street	Riverfront Park	0.2	River-to-Sea; East Coast Greenway	Construction funded in FY 2014/15	River to Sea
East Central FL Rail Trail; Garden St Pedestrian Overpass	424040-6	Canaveral Avenue	Draa Road	0.6	River-to-Sea; Coast-to-Coast	Construction funded in FY 2014/15	Space Coast
East Central FL Rail Trail	424040-4	Kingman Road	Volusia County Line	12.8	River-to-Sea; Coast-to-Coast	Construction funded in FY 2014/15	Space Coast
South Lake Trail Phase 4	435893-1	Van Fleet Trail	CR 565A (Villa City Rd.)	8.4	Heart of Florida; Coast-to-Coast	Design Phase underway; ROW 2018-21, CST 2022	Lake-Sumter
Pruitt Gap				9.5	Heart of Florida	Design - FY 2016, Construction - FY 2021	Ocala/Marion
East Central FL Rail Trail	4154348	Guise Road	Gobblers Lodge	3.5	Coast to Coast; St. Johns River to Sea Loop	Construction funded in FY 2018/19 - \$4,083,500	River to Sea
Halifax River Greenway - Beach Street	4361391	Wilder Blvd	Shady Place	0.5	Coast to Coast; ECGA	Construction funded in FY 2018/19 - \$462,378	River to Sea
Halifax River Greenway - Donnelly Place	438983-1	Shady Place	Bellevue Ave.	0.3	Coast to Coast; ECGA	Construction funded in FY 2017/18 - \$191,425	River to Sea

FY 2016-17 CFMPOA Regional Trail Priorities

DRAFT

Space Coast Trail	426187-1 436187-2	Canaveral Avenue	W. Max Brewer Bridge	1.9	River to Sea; Coast-to-Coast; East Coast Greenway	Downtown connector/ ECFRR1 to MINWR; Feasibility Study FY 2014/15 \$160,124; Construction FY 2020/21 \$1,707,000 but City of Titusville will build with local \$ in FY 2016/17; Fully funded through construction by City of Titusville	Space Coast
South Lake Trail Phase 3B		Silver Eagle	SR 33 (Crittengen St.)	2.1	Heart of Florida; Coast-to-Coast	ROW \$4.73 million CST \$2.0 million	Lake-Sumter

Total Mileage of Priorities Programmed	60.4
--	------

FY 2016-17 CFMPOA Regional Trail Priorities

DRAFT

Ranked Priorities

Priority	Trail Name	FM Number	Limits A	Limits B	Length (Miles)	Mega-Trails	SUNTrail Tier	Latest Project Phase Funded	Project Phase(s) Remaining Unfunded	Estimated Remaining Cost (Present Day)
1	Space Coast Trail	437343-1	Max Brewer Bridge East end	Merritt Island National Wildlife Refuge Entrance	1.9	River to Sea; Coast-to-Coast; East Coast Greenway	1	Downtown connector/ ECFRRT to MINWR; Feasibility Study FY 2014/15 \$160,124; Partial Design FY 2016/17	Partially funded through construction with FDOT resurfacing project	\$800,000
2	Spring to Spring Trail, Seg. 3a		Detroit Terrace	US 17/92	4.9	Heart of Florida; River to Sea	2	Design in FY 2017/18 - \$328,270	Construction	\$3,010,000
3A	Space Coast Trail	437093-1	Playalinda Rd West End / MINWR Entrance	Playalinda Rd East End	10.5	River to Sea; Coast-to-Coast; East Coast Greenway	1	\$450,000 PD&E FY 2015/16; \$802,660 Design FY 2017/18	Construction	\$10,500,000
3B	Space Coast Trail		Playalinda Road	US 1 (Volusia County)	12.9	River to Sea, East Coast Greenway	2		Construction	\$12,900,000
4	Silver Springs to Mount Dora		SE 64th Ave Trailhead	CR 42	16.6	Heart of Florida; Mt. Dora Bikeway	3	Trail in Marion County will be on existing public lands.	Design and construction	\$7,300,000
5	Pine Hills Trail Phase 3	436433-1	Clarcona-Ocoee Rd.	Seminole County Line	3.0	Heart of Florida; Coast-to-Coast	1	ROW and Design needed	\$1,090,000 for PD&E & design for 2014/15 from 2014 special allocation	\$9,948,000
6	South Sumter Connector	435471-1	Withlacoochee Trail	Van Fleet Trail	19.5	Heart of Florida; Coast-to-Coast	1	PD&E programmed for 2017, Design 2019	CST projected for 2023	\$16,705,923
7	West Orange Trail Phase 5a		Lester Road	Kelly Park	4.2	Heart of Florida; Mt. Dora Bikeway	None	ROW and design needed		\$7,800,000
8	South Lake Trail Phase 3C	427056-1	CR 565A (Villa City Rd.)	SR 33 (Crittenden St.)	1.1	Heart of Florida; Coast-to-Coast	1	Design Underway	ROW and CST - * tied to SR 50 Realignment	\$20,000,000

FY 2016-17 CFMPOA Regional Trail Priorities

DRAFT

9	Space Coast Loop		US 1	Aurantia Rd/ECFRRT	9.4	River to Sea	2	North connector ECFRRT/KSC loop; no ROW or PD&E needed		\$3,200,000
10	Neighborhood Lakes Trail		Kelly Park	CR 435 in Orange Co.	3.7	Heart of Florida; Mt. Dora Bikeway	None	ROW and design needed		\$1,300,000
11	Wekiva Trail Segment 1		Tremain St.	CR 437	7.1	Heart of Florida; Mt. Dora Bikeway	None	PD&E Underway/ Design Funded in 2016	Design \$505,000, ROW \$5,000,000, CST \$4,000,000	\$9,000,505
12	Wekiva Trail Segment 2		CR 437	Red Tail Blvd.	2.7	Heart of Florida; Mt. Dora Bikeway	None	PD&E Underway/ Design Funded in 2016	Design \$155,000, ROW \$1,000,000, CST \$750,000	\$1,750,155
13	West Orange Trail Phase 5b		Rock Springs Road	Wekiva Springs SP entrance	2.8	Heart of Florida; Mt. Dora Bikeway	None	ROW and design needed	Spur off Heart-of- Florida loop to Wekiva State Park entrance	\$5,200,000
14	Clarcona-Ocoee Trail	436435-1	Pine Hills Trail	Hiawassee Road	1.5	Heart of Florida; Coast- to-Coast	1	Widening existing sidewalk to shared use path standards; ROW and design needed	\$530,000 for PD&E & design for 2014/15 from 2014 special allocation	\$4,371,600
Unranked	Black Bear Scenic Trail		Volusia County Line	Marion County Line	7.7	Heart of Florida	3	PD&E Funded in FY2020	Design, ROW & CST Phases needed	\$6,500,000
Unranked	Black Bear Scenic Trail		Volusia County Line	US 17	6.4	Heart of Florida	3	Study completed	Design, ROW & CST Phases needed	\$5,381,630
Unranked	Black Bear Scenic Trail	436360-1	Levy Hammock Road	Lake County Line	13.6	Heart of Florida	3	PD&E Funded in FY2020	Design, ROW & CST Phases needed	\$13,600,000
Unranked	East Coast Greenway/SR 528	407402-3	SR 524	SR 3	3.7	East Coast Greenway	3	Design funded in FY 2016/17 as part of two widening/ reconstruction design projects	CST phase needed in same FY as road widening/reconstruc tion of roadway	\$3,720,000
Unranked	East Coast Greenway/SR 528	407402-4	SR3	Port Canaveral	5.1	East Coast Greenway	3			\$5,090,000
Unranked	East Coast Greenway/US 1		SR 50	Grace Street	3.1	East Coast Greenway	3	Feasibility Study complete; FDOT corridor so no ROW needed	\$523,000 Design, \$3,100,000 CST Phases needed	\$3,623,000
Unranked	Lake Yale Loop Trail		Sabal Bluff Preserve	Marion County Line	11.7	Mt. Dora Bikeway	None	Study completed	Design, ROW & CST Phases needed	\$8,782,000
Unranked	Sabal Bluff Connector		Tav-Lee Trail	Sabal Bluff Preserve	0.5	Mt. Dora Bikeway	None	Study completed	Design, ROW & CST Phases needed	\$375,000

FY 2016-17 CFMPOA Regional Trail Priorities

DRAFT

Unranked	Shingle Creek Trail	430225-1	Orange/Osceola Co. Line	US 192	5.0		3	Some segments completed; some programmed.	Alignment, design, ROW & CST		
Unranked	Shingle Creek Trail	430225-7	US 192	Kissimmee Lakefront Park	6.6		3	Some segments completed; some programmed.	Design, ROW & CST		
Unranked	Shingle Creek Trail	430225-2	Central Florida Parkway	Orange/Osceola Co. Line	4.8		3		Design, ROW & CST	\$8,300,000	
Unranked	Space Coast Trail/US 1		SR 50	Grace Street	3.1	East Coast Greenway	3	Feasibility Study complete	Design, CST Phases needed	\$3,700,000	
Unranked	Tav-Dora Trail		Tremain St	Wooten Park	8.3	Mt. Dora Bikeway	None	Study completed	Design, ROW & CST Phases needed	\$4,500,000	
Unranked	Tav-Lee Trail Phase 2		Lakes Blvd.	Sleepy Hollow	3.9	Mt. Dora Bikeway	None	Study completed	Design, ROW & CST Phases needed	\$2,902,000	
Unranked	US 17 Trail		Ponce DeLeon Blvd	SR 40	6.4	Heart of Florida; River-to-Sea	2	Design funded in FY 2014/15 & ROW funded in FY 2015/16 through 2019/20	To be constructed as part of road widening project		
					Total Mileage of Priorities Programmed Through Construction	60.4				Total Priorities Programmed Through Construction	NA
					Total Mileage of Ranked Priorities	191.6					
					Total Mileage of All Priorities	252.0				Total Estimated Remaining Costs of Ranked Priorities	\$180,259,813

FY 2016-17 CFMPOA Regional Trail Priorities

DRAFT

Programmed Projects								
MPO	Trail Name	Limits A	Limits B	Mega-Trails	Status	Cost	Length	Notes
Lake-Sumter	South Lake Trail Phase 3A	West Beach, Clermont	Silver Eagle	Heart of Florida; Coast-to-Coast	Construction underway	\$2,800,000	3.10	Dec. 2014 completion date
Lake-Sumter	Tav-Lee Trail Extension	Wooten Park	Sinclair Ave.	Heart of Florida; Mt. Dora Bikeway	Programmed for CST 2017	\$659,198	1.00	Shovel ready
MetroPlan Orlando	Seminole-Wekiva Trail Phase 4	SR 436	Orange Co. line	Heart of Florida; Coast-to-Coast	Programmed for construction 9/2013	\$2,500,000	2.60	
Space Coast	East Central Regional Rail Trail	Draa Road	Kingman Road	River to Sea; Coast-to-Coast	Programmed for construction in 2013	\$1,500,000	1.4	Includes trailhead
Space Coast	East Central Regional Rail Trail	Glenn Road	Kingman Road	River to Sea; Coast-to-Coast	Programmed for construction in 2014	\$838,522	3.70	off road trail
Space Coast	East Central Regional Rail Trail	Draa Road	Canaveral Avenue	River to Sea; Coast-to-Coast	Programmed for construction in 2014	\$3,005,000	0.60	Includes overpass
River to Sea	Spring to Spring Trail, Seg. 3b	French Avenue	Detroit Terrace	River to Sea	Design/build contract approved by Volusia County Council on April 3, 2014	\$3,059,000	2.40	
River to Sea	East Central Regional Rail Trail	South of SR 442	Brevard Co. Line	River to Sea; Coast-to-Coast	Programmed for construction in 2015 & 2016	\$7,129,000	13.50	Includes \$3,700,000 in local funds.
River to Sea	East Central Regional Rail Trail	West side of SR 415	East side of SR 415	River to Sea; Coast-to-Coast	Construction underway	\$1,965,000	0.12	Overpass
River to Sea	East Central Regional Rail Trail	South side of SR 442	North side of SR 442	River to Sea; Coast-to-Coast	Construction underway	\$2,159,500	0.12	Overpass
River to Sea	East Central Regional Rail Trail	South side of SR 442	Dale Ave.	River to Sea; Coast-to-Coast	Advertised for construction	\$2,234,655	3.80	
River to Sea	East Central Regional Rail Trail	SR 415	Guise Road	River to Sea; Coast-to-Coast	Advertised for construction	\$1,390,000	2.58	
Lake-Sumter	Neighborhood Lakes Trail	SR 46	Orange Co. line	Heart of Florida; Mt. Dora Bikeway	PD&E Underway; design funded in 2014/15; ROW acquired, CST funded in 2018	\$2,547,160	2.20	Design \$247,160 (2015), CST \$2,300,000 (2018)
Ocala/Marion	Pruitt Trailhead Connection	Bridges Road	SR 200	Heart of Florida	Programmed for design/build in FY 2015	\$5,000,000	8.00	
River to Sea	East Central Regional Rail Trail	Gobblers Lodge	Maytown Spur	River to Sea; Coast-to-Coast	Programmed for construction in FY 2014/15	\$5,576,987	6.50	
River to Sea	East Central Regional Rail Trail	Guise Road	Gobblers Lodge	River to Sea; Coast-to-Coast	ROW underway; Programmed for construction in FY 2018/19	\$4,539,000	3.50	
Lake-Sumter	Wekiva Trail Segment 3	Red Tail Blvd.	Wekiva River	Heart of Florida; Mt. Dora Bikeway	Design underway	\$1,600,000	6.90	CST as part of Wekiva Parkway Segment 6 in 2017, ROW acquired
MetroPlan Orlando	Rinehart Road Path	CR 46A	SR 46	Heart of Florida; Coast-to-Coast	ROW acquired; design/build	\$554,000	0.88	
Total Programmed						\$49,057,022	62.9	



June 30, 2016

TO: TPO Board Members
FROM: Kenneth Odom, Transportation Planner
RE: FY 2015/2016-2019/2020 'Roll-Forward' TIP AMENDMENT

In order to ensure that the Ocala/Marion County TIP reflects the most current project information, it is necessary to periodically amend the document. Amendments to the TIP are typically required:

- To add or delete a project;
- To change the state or federal funding allocation of a project;
- To change the year of anticipated funding of a project phase;
- To change the scope of work of a project;
- To change the source of federal or state funds.

The FDOT is requesting the TIP be amended to reflect the changes to one project and the addition of another. They are as follows:

434844-1: CR 42 at SE 182nd Court – Add EB left-turn lane (Add \$437K CST)

438567-1: CR 42 From SE 58th Ave to 0.17 miles W of US 301 & From US 441 to CR 25 – Resurfacing (CST \$2.49 Million)

Specific details regarding the addition of these projects and the associated funding changes will be discussed at the July 7, 2016 meeting.

If you have any questions prior to the upcoming meeting, please contact our office at 629-8297.



June 22, 2016

TO: TPO Board Members

FROM: Kenneth Odom, Transportation Planner

RE: DRAFT FY 2016/2017-2020/2021 TRANSPORTATION IMPROVEMENT PROGRAM

Attached is the 'Draft' 2016/2017 – 2020/2021 Transportation Improvement Program (TIP) for your review. This document has been prepared from the latest draft of the Florida Department of Transportation's Tentative Work Program.

Notable changes include:

- **435057-1:** I-75 at CR 484, SR 326 & CR 318 – Enhance illumination (Add \$ 2.0 Million CST (FY 2016/2017))
- **435209-1:** I-75 Interchange at NW 49th St – Add \$3.5 Million PE (FY2020/2021)
- **435659-2:** I-75 Interchange at SR 200 – Add ramp turn lanes (Project advanced two years to 2017/2018)
- **435547-1:** SW 44th Ave from SR 200 to SW 32nd St – New 4-lane (Add \$4.4 Million CST (FY 2018/2019))
- **4437339-1:** US 27 from CR 326 to Levy CL – Resurfacing (Add \$7.6 Million CST (FY 2018/2019))
- **436755-1:** Indian Lakes State Trail – Add \$155K PE (FY 2018/2019)
- **436474-3:** Legacy Elementary Sidewalks – Add \$1.4 Million CST (FY 2017/2018)
- **436474-2:** Saddlewood Elementary Sidewalks – Add \$317K CST (FY 2017/2018)

TPO staff will present these, and additional, changes to the TPO Board at the June 28th meeting. TPO staff is requesting approval of the projects and their associated tables within the 'Draft' TIP.

If you have any questions regarding the TIP or any of the projects included, please feel free to contact the TPO staff at 629-8297.

Cooperative and comprehensive planning for our transportation needs
Marion County • City of Belleview • City of Dunnellon • City of Ocala

121 S.E. Watula Avenue • Ocala, Florida 34471
Telephone: (352) 629-8297 • Fax: (352) 629-8240 • www.ocalamariontpo.org

OCALA / MARION COUNTY TPO

**Transportation Improvement Program
FY 2016/17 - 2020/21**

**OCALA/MARION COUNTY TRANSPORTATION
IMPROVEMENT PROGRAM (2016/2017-2020/2021) (April 1,**

Table of Contents

- Executive Summary
- 5 Year Summary by Fund Code
- Funding Source Summary
- Section 1 - Federal / State Projects
- Section 2 - TPO Funding
- Section 3 - Countywide
- Section 4 - Bike / Ped Projects
- Section 5 - Aviation Projects
- Section 6 - Transit Projects

Ocala/Marion County Transportation Planning Organization

121 S.E. Watula Avenue
P.O. Box 1270
Ocala, Florida 34478-1270
(352) 629-8297

Brent Malaver, **Chairman**
Ocala City Council

David Moore, **Vice Chair**
Marion County Commission

Kent Guinn
City of Ocala, Mayor

Kathy Bryant
Marion County Commission

Jay Musleh
Ocala City Council

Mary Sue Rich
Ocala City Council

Earl Arnett
Marion County Commission

Stan McClain
Marion County Commission

Michael Goldman
Bellevue City Commission

Matthew Wardell
Ocala City Council

James P. Hilty
Ocala City Council

Rick Hancock
Dunnellon City Council

Carl Zalak
Marion County Commission

STAFF

Greg Slay
Director

John Voges
Senior Transportation Planner

Kenneth Odom
Transportation Planner

Anne McGaffic
GIS Analyst

Shakayla Jacobs, Administrative Assistant

Administrative Assistant

GLOSSARY OF ABBREVIATIONS

CAC	-	Citizen's Advisory Committee
CFR	-	Code of Federal Regulations
CTD	-	Commission for the Transportation Disadvantaged
DCA	-	Department of Community Affairs
DEP	-	Department of Environmental Protection
EPA	-	Environmental Protection Agency
FAA	-	Federal Aviation Administration
FDOT	-	Florida Department of Transportation
FHWA	-	Federal Highway Administration
FTA	-	Federal Transit Administration
FSUTMS	-	Florida Standard Urban Transportation Modeling Structure
ISTEA	-	Intermodal Surface Transportation Efficiency Act of 1991
JPA	-	Joint Participation Agreement
TPO	-	Metropolitan Planning Organization
NHS	-	National Highway System
PL112	-	Planning 112, federal funds provided for the administration of the TPO

RPC	-	Regional Planning Council
STP	-	Surface Transportation Program
TAC	-	Technical Advisory Committee
TDLCB	-	Transportation Disadvantaged Local Coordinating Board
TDP	-	Transit Development Plan
TDTF	-	Transportation Disadvantaged Trust Funds
MAP-21	-	Moving Ahead for Progress in the 21 st Century
TIP	-	Transportation Improvement Program
TMA	-	Transportation Management Area (TPO's with a population >200,000)
UPWP	-	Unified Planning Work Program
USC	-	United States Code

EXECUTIVE SUMMARY

PURPOSE

The Ocala/Marion County TPO's Transportation Improvement Program (TIP) documents the anticipated timing and cost of regional transportation improvements for a period of five years. It is a program that serves as the budget for carrying out the adopted Year 2040 Long Range Transportation Plan. In July 1989, the Florida Legislature passed Senate Bill 1474 which revamped the TIP process in order to provide a more responsive and comprehensive method of developing the annual Florida Department of Transportation (FDOT) budget. This TIP represents the federal *Moving Ahead for Progress in the 21st Century (MAP-21)* requirements according to (23 USC 134 (j)) and the state requirement of Florida Statute 339.175 (7). All sections and elements of this document are financially feasible as demonstrated through the TIP implementation schedule with corresponding committed public resources expected to carry out the plan pursuant to (23 USC 135 (g)(4)(D)(ii) and Title 49 CFR, Part 316. The TIP must include federal and state funded projects as well as turnpike, airport, and transit work items.

Federal and State Funded Highway Projects

This chapter contains project descriptions for the FDOT District Five 2016/2017 - 2020/2021 Tentative Work Program for federal and state road, enhancement, intersection, and railroad improvement projects. These projects are funded with National Highway System funds, Surface Transportation Program funds,

or State Trust funds and are developed by the FDOT based on TPO recommended priorities. Under state law the annually updated TIP shall consist of the state's first year funded improvements and the recommended subsequent four state fiscal years for advancement. This five-year schedule of federal and state projects begins on page 1-1. It is inclusive of the federally funded first three years and consistent with the Department's Tentative Work Program.

Public Transportation Element

On April 15, 1997, the City of Ocala and Marion County signed an inter-local agreement for the development of a fixed route transit system in Ocala, named SunTran. By December 1998, SunTran had purchased vehicles, established a route network, and contracted with a management company to establish a fixed route transit system and complementary paratransit system in Ocala and Marion County. On December 15, 1998 SunTran began service to the community. Within weeks SunTran had surpassed its six-month ridership goals. SunTran currently operates a fleet of nine vehicles on six routes. Daily ridership currently averages 1,428 passengers per weekday.

The City and County have an agreement with the TPO to oversee the transit service and to serve as the policy board for SunTran. The TPO staff operates as SunTran's administrative staff and includes a Senior Planner whose responsibilities include overseeing the contracted transit services and managing the FTA grant process. The TPO contracts with McDonald Transit Associates, Incorporated (MTA), which directly operates and maintains the fixed-route buses. MTA subcontracts for ADA

paratransit services with Marion Transit Services, the local Community Transportation Coordinator under the Florida Transportation Disadvantaged Program. This arrangement has proved to provide a complete, comprehensive and cost effective transportation system for the citizens of Ocala and Marion County.

The SunTran service consists of six routes. In downtown Ocala, five of the six routes meet at the Central Transfer Station and provide service to Ocala. The Central Transfer Station is a multi-modal terminal providing connections to Greyhound services and formerly to AMTRAK. The sixth route operates from southeast Ocala to the community of Silver Springs Shores. A transfer station located at the Marion County Public Health Unit provides access to the downtown routes from this route. SunTran's routes were developed to provide the greatest access for passengers to local hospitals, major employers, shopping sites, medical offices, schools and housing opportunities. Service operates from approximately 5:00 a.m. to 10:00 p.m. Monday through Saturday.

The basic adult fare for SunTran is \$1.50. A reduced fare of \$0.75 is offered throughout the day for seniors, persons with disabilities, and persons with Medicare cards as well as retired and active duty military. Youth and students pay \$1.10. Children five years of age or lower ride free. SunTran also has discounted monthly passes for all categories of passengers. Fares for Marion Transit Service paratransit services are \$2.00. (OIT)

The National Transit Database Report for FY 2015 showed that SunTran provided 31,505 revenue hours and 492,050 revenue miles of service to 417,920 unlinked passengers. Total annual operating expenses for the period were \$1.725 million.

Also included in this Element are funds provided to Marion Transit Services for the provision of transportation services under the Transportation Disadvantaged Program. The State of Florida Commission for the Transportation Disadvantaged provides grants to the TPO and to Marion Transit Services, as the CTC. Marion Transit Services was selected as the CTC for Marion County by the Ocala/Marion County Transportation Disadvantaged Local Coordinating Board and the TPO. The funds provided to the TPO are earmarked for planning functions.

The funds provided to Marion Transit Services are earmarked for the purchase of non-sponsored trips and equipment. Non-sponsored trips are for any transportation disadvantaged individual that are not covered in whole or part by any other social service agency. Services provided under this program are coordinated by the CTC to increase efficiency as well as to reduce duplication of services.

Aviation Element

The TIP's Aviation Element addresses the next five years of scheduled FDOT programmed improvements to the Ocala Regional Airport and the Dunnellon/Marion County Airport. The FAA and FDOT are currently involved in numerous planned improvements for both of these regionally significant airports. The FAA general aviation terminal study forecasts that Marion County will experience rapid aviation growth over the next several years.

FINANCIAL PLAN

The Ocala/Marion County TIP is financially constrained each fiscal year. All federal and state funded projects can be implemented using current or projected revenue sources. The summary tables on pages 1-1 through 6-4 identify, by funding source, the projects scheduled by fiscal year. These tables correspond to funding available in the FDOT Tentative Five-Year Work Program, demonstrating the document's financial feasibility.

PROJECT SELECTION PROCESS

The project selection process is carried out annually by the TPO in accordance with federal requirements (23 C.F.R. 450.324(c)). This requires the Ocala/Marion County TPO to complete its project selection with the support and cooperation of the FDOT District Planning Office in conformance with the TIP process. When a project in the TPO planning area has been identified as a potential project, the TPO requests that FDOT and the FHWA actively pursue the appropriate funding.

The FDOT shall give priority to those projects that are:

1. Designed to maximize safe and efficient travel;
2. Identified in approved local government comprehensive plans to receive local matching funds in accordance with the provisions of Section 335.20 or to be funded pursuant to the

provisions of Section 339.12;

3. Within transportation corridors protected by local government action;
4. Used in the operation of or in conjunction with public transportation facilities; and
5. Located within the boundaries of a local government which has made a responsible effort to fund improvements needed to accommodate local traffic.

This document translates the local elected government officials' priorities for transportation improvements from the planning level to the actual project development level. The TIP is updated annually to ensure that these priorities are always current with the desires of the members of the local governments.

Amendments to or Removals from Transportation Improvement Program

The existing federally approved TIP can be modified at any time when there is a joint agreement between the TPO and FDOT. Modification of a current TIP may require amendment to the FDOT Adopted Work Program. The district may amend the Adopted Work Program based on projects that require mid-year rescheduling, however; any project change requires joint action by the TPO and the FDOT.

Therefore, the TPO may not remove or reschedule any local City,

County, or City/County funded level of service project from the current TIP to a subsequent TIP without an amendment. However if a locally funded project is a non-level of service requirement, the TPO may unilaterally add, remove, or reschedule any project to the TIP.

Action by the District Secretary is required for all joint TIP amendments that involves the FDOT Adopted Work Program that is to be advanced, deleted, or rescheduled pursuant to the following provisions of paragraph 339.135(7) (c), F.S.:

- (a) The change adds new individual projects;
- (b) The change adversely impacts financial constraint;
- (c) The change results in major scope changes;
- (d) The change deletes and individually listed project from the TIP/STIP; or
- (e) The change results in a cost increase greater than 20% AND \$2 million.

CONSISTENCY WITH OTHER PLANS

The TIP shall be consistent, to the maximum extent possible, with the approved local government comprehensive plans of the governments within the TPO area. The TPO must indicate any

state and federal projects that are not consistent with the comprehensive plans to ensure the TIP's consistency with all applicable federal laws, rules, regulations and guidance available pursuant to (23 USC 134 (h) and (I)).

After the TPO adopts the TIP, it transmits copies to the FDOT District, FAA, EPA, DEO, RPC, State Clearinghouse, Regional Clearinghouse, FTA, Florida Energy Office, and to each Marion County Legislator for review prior to the final submission date. The FDOT District staff sends copies of TIP to FHWA and FDOT Central Office for review of the TIP against the Tentative Work Program and notes any discrepancies for use in preparing the next district work program. The DCA shall notify the TPO of any transportation projects in the TIP that are inconsistent with approved local comprehensive plans per Florida Statute 339.175 (10).

Administrative Amendments

In the event a TIP amendment is needed prior to a regularly scheduled TPO meeting, the TPO Director is authorized, per the TIP adoption resolution, to perform an administrative TIP amendment. Any administrative amendment is placed on the next TPO agenda for ratification at that meeting.

PROJECT PRIORITY SELECTION PROCESS

In November of 2015 the TPO adopted the Year 2040 Long-Range Transportation Plan. This Plan has two components, the Needs Plan and the Cost Feasible Plan. The first portion of the

plan, the Needs Plan, identified the deficient roadway corridors based upon population, employment and land use projections. The Cost Feasible Plan was developed by prioritizing these deficient corridors based upon the improvement's overall benefit to the highway network as well as available revenues.

The TPO staff evaluates all eligible priority projects based on FDOT and TPO policies. This evaluation includes an objective and technical review of each priority based on the road's level of service, physical condition, facility type, benefit to highway network, construction cost, and scheduled work program phase.

In addition to the process above, the TPO's advisory committees will consider the following factors in the final determination:

1. Support the economic vitality of the metropolitan area, especially by enabling global competitiveness, productivity, and efficiency;
2. Increase the safety and security of the transportation system for motorized and non-motorized users;
3. Increase the accessibility and mobility options available to people and freight;
4. Protect and enhance the environment, promote energy conservation, and improve quality of life;
5. Enhance the integration and connectivity of the transportation system, across and between modes, for people and freight;

6. Promote efficient system management and operation; and
7. Emphasize the preservation of the existing transportation system.

After the CAC and TAC have prepared their priority recommendation, the TPO Board will review the committee's recommendations for the final TPO adopted Federal and State Priorities. This recommendation will be transmitted to FDOT for the development of the next FDOT Tentative Work Program for Marion County.

INSERT PRIORITY PROJECTS

INSERT PRIORITY PROJECTS

INSERT PRIORITY PROJECTS

PUBLIC INVOLVEMENT

The Ocala/Marion County TPO strives to involve the public in all phases of the planning process, from the development of the long-range plans to the review of PD&E documents. Public information meetings and hearings are conducted for all FDOT projects throughout the PD&E process to enhance public awareness. Notices of the public information meetings and hearings are mailed to all affected property owners and published in local newspapers. The TIP is also reviewed and approved through a two-stage process wherein the TPO Citizen and Technical Advisory Committees comprise the first stage and the TPO Board offers reviews and offers final approval in the second stage. The draft document is made available to the public through the committee and board meeting notifications posted on the TPO website prior to the committee review and through the TPO Board review. Once the document is approved by the TPO Board, it is posted on the TPO website. A physical copy of the

document is also available to any citizen who requests one. In addition, all meetings of the TPO, CAC and TAC are conducted in accordance with the Sunshine Law, Chapter 286, Florida Statute. The TPO updates and adopts a formal Public Involvement Plan in accordance with 23 USC 450.316(b)(1) of March 28, 1995.

CERTIFICATION

The most recent certification review was conducted by the Florida Department of Transportation in January, 2016. The Department recommended that the urban transportation planning process be certified for fiscal year 2016/2017. The next certification review will be performed in the spring of 2017.

LEGENDS

This section contains an explanation of legends, abbreviations, funding and phase codes, acronyms and environmental codes used within the text.

Phase Codes - Abbreviations used for project phase information for the appropriate transportation project are given in the following table.

<u>Code</u>	<u>Project Phase Information</u>
ADM	Administration
CEI	Construction Engineering Inspection
CRT MNT	Contract Routine Maintenance
CST	Construction
CAP	Capital
DES	Design
ENG	Engineering
ENV CON	Environmental/Conservation
INC	Construction Incentive/Bonus
MNT	Maintenance
MSC	Miscellaneous Construction
OPS	Operations
PD&E	Project Development & Environmental Study
PE	Preliminary Engineering
PLEMO	Planning and Environmental Offices Study
PLN	In House Planning
PST DES	Post Design
R/R CST	Railroad Construction
RELOC	Relocation

ROW	Rights-of-Way Support & Acquisition
RRU	Railroad & Utilities
RT MNT	Routine Maintenance
UTIL	Utilities Construction

Funding Source Codes - Abbreviations used for each funding source within the project chart section are given in the following table.

FEDERAL FUNDING TYPES

<u>Funding Code</u>	<u>Source</u>	<u>Fund Description</u>
<u>NATIONAL HIGHWAY SYSTEM</u>		
ACNH, NH	75% Federal	On any eligible National Highway System Project.
I	85% Federal	Interstate Resurfacing, Rehabilitating, & Reconstruction on the approved Federal Interstate System.
IM	85% Federal	Interstate Maintenance.
<u>SURFACE TRANSPORTATION PROGRAM</u>		
SU	75% Federal	Urban Area Funds. These funds must be used in areas with a population of over 200,000. Consists of Surface Transportation Program (STP) funds, Minimum Allocation Funds, and Donor Bonus Funds.
SL	75% Federal	Non-Urban Area Funds. These funds must be used in areas with a population of 200,000 or less. Consists of STP funds, Minimum Allocation Funds, and Donor Bonus Funds.
SA	75% Federal	Any Area Funds. These funds may be used in any area of the State on Federal-Aid Roads. There are no restrictions as to population area. Consists of STP funds, Minimum Allocation Funds, and Donor Bonus Funds.

<u>Funding Code</u>	<u>Source</u>	<u>Fund Description</u>
SN	100% Federal	Mandatory Rural Funds. This fund must be used exclusively in rural areas with populations of 5,000 or less. Consists of STP funds.
SE	100% Federal	Transportation Enhancements. 10% set aside of STP funds for Transportation Enhancement activities. There are no geographic location restrictions.
MG	75% Federal	Minimum Guarantee – ensures each state will be guaranteed a percent of apportionment, which is at least 90.5% of the state percent contributions to the Highway Trust Fund in the previous year.
PLH	100% Federal	Available for projects on unappropriated or unreserved public land.

SAFETY CONSTRUCTION ACTIVITIES

SH	85% Federal	High Hazard Elimination.
SS	85% Federal	Any Safety Improvement, Railroad-Highway Crossings, & Hazard Elimination Program.
SR	85% Federal	Railroad Hazard Elimination.
SP	85% Federal	Railroad Protection Devices.

BRIDGE REPLACEMENT PROGRAM

BRT	73% Federal	Bridge Replacement and Rehabilitation on the Federal System
-----	-------------	---

plus 15% of this allocation must be spent off the Federal System as required by the 1978 Highway Act.

<u>Funding Code</u>	<u>Source</u>	<u>Fund Description</u>
BRTZ	73% Federal	Bridge Replacement and Rehabilitation off the Federal System.
BRTD	73% Federal	Discretionary Bridge Replacement and Rehabilitation on the Federal System with construction cost in excess of 10 million.

OTHER FEDERAL ACTIVITIES

ARRA	100% Federal	American Recovery & Reinvestment Act
CM	75% Federal	Congestion Mitigation
HP	80% Federal	Highway Planning
HR	75% Federal	Highway Research
PL	100% Federal	Metropolitan Planning
HPP	100% Federal	High-Priority Project – SAFETELU Appropriation
SR2S	100% Federal	Safe Route to School (ROW acquisition funding under this program)

On non-state facilities, local government will 50/50 split with FDOT on the remaining 25% balance.

STATE OF FLORIDA FUNDING

<u>Funding Code</u>	<u>Source</u>	<u>Fund Description</u>
BNDS	Bonds	
BRRP	100% State	Bridge Repair and Rehabilitation Program.
BRP	100% State	Bridge Replacement
CIGP	50% State	County Incentive Grant Program offers 50/50 county/state match.
D	100% State	
DDR	100% State	District Dedicated Revenue
DIH	100% State	District In-House
DPE	100% State	For Preliminary Engineering (PE) and Construction Engineering Inspection (CEI) on all state funded projects and certain federal-aid projects which qualify.
DPTO	100% State	Aviation, Transit, and Rail
DS	100% State	Primary funds for use on the state highway system for new construction, preservation, traffic operations type projects, and right-of-way acquisitions.
DSB	100% State	Primary - Reimbursed by bonds

<u>Funding Code</u>	<u>Source</u>	<u>Fund Description</u>
DSL	100% State	Local Government Cooperative Assistance Program for transportation projects which meet both local and state transportation needs that call for construction, reconstruction, or expansion of any state, county, or city road which would improve traffic flow and reduce congestion on the state system.
DU	100% Federal	Pass-thru funds administered by FDOT.
FCO	100% State	Fixed Capital Outlay for purchase, construction or improvement to FDOT real property.
FTA	100% Federal	Federal Transit Administration
LF	100% Local	Funds from sources other than state or federal.
TDTF	90% State	Transportation Disadvantaged Trust Fund
PKYI	100% State	Parkway Improvement Funds for roadway construction, building construction, and other necessary improvements.
PKYF	100% Tnpk	For use on feeder roads to the turnpike.
PKYR	100% State	Parkway Maintenance Funds for roadway maintenance, building and other necessary maintenance.
TRIP	50% State	Transportation Regional Incentive Program (Requires a 50/50 match with local funds)

5-Year Summary of Projects by Funding Category

Project #	Project Name	2016/17	2017/18	2018/19	2019/20	2020/21	Total
ACNP - ADVANCE CONSTRUCTION NHPP							
4106742	SR 40	0	0	0	96,113,995	0	96,113,995
4306431	I-75	0	0	0	0	0	33,386,198
4356592	SR 200	0	4,433,733	0	0	0	5,183,733
4356602	SR 326	10,000	162,999	30,000	806,859	0	1,408,612
Total		10,000	4,596,732	30,000	96,920,854	0	136,092,538
ACSA - ADVANCE CONSTRUCTION (SA)							
4272801	US 441	0	0	0	0	0	20,540
4317971	NE 25TH AVENUE	0	0	0	0	0	431,000
4356602	SR 326	0	0	0	0	0	20,000
4363581	LAND BRIDGE TRAIL	0	0	0	0	0	55,000
Total		0	0	0	0	0	526,540
ACSL - ADVANCE CONSTRUCTION (SL)							
4106742	SR 40	0	0	0	0	0	1,166,654
4241861	SE 92ND LOOP (BELLEVIEW BELTWAY)	0	0	0	0	0	2,032,651
4302521	OCALA/MARION COUNTY ITS	0	0	0	0	0	4,000,000
4317971	NE 25TH AVENUE	0	0	0	0	0	36,155
4354921	SR 40	0	0	0	0	0	150,000
4361861	SW 80TH AVENUE	0	0	0	0	0	23,000
4362911	SANTOS GAP TRAIL	0	0	0	0	0	900,000
Total		0	0	0	0	0	8,308,460
ACSN - ADVANCE CONSTRUCTION (SN)							
2386481	US 41	0	0	0	0	0	83,249
4106742	SR 40	1,163,794	0	0	0	0	1,163,794
Total		1,163,794	0	0	0	0	1,247,043

5-Year Summary of Projects by Funding Category

Project #	Project Name	2016/17	2017/18	2018/19	2019/20	2020/21	Total
ACTL - ADVANCE CONSTRUCTION TALL							
4362911	SANTOS GAP TRAIL	0	0	0	0	0	500,000
Total		0	0	0	0	0	500,000
BNDS - BOND - STATE							
2386511	SR 200	0	0	0	0	0	251,979
Total		0	0	0	0	0	251,979
BRRP - STATE BRIDGE REPAIR & REHAB							
4293631	SR 40	0	0	0	0	0	519,480
Total		0	0	0	0	0	519,480
CIGP - COUNTY INCENTIVE GRANT PROGRAM							
4355491	SW 49TH AVENUE	0	0	7,400,221	0	0	7,400,221
Total		0	0	7,400,221	0	0	7,400,221
CM - CONGESTION MITIGATION - AQ							
2386481	US 41	0	0	239,547	0	0	239,547
Total		0	0	239,547	0	0	239,547
D - UNRESTRICTED STATE PRIMARY							
4136153	LIGHTING AGREEMENTS	342,672	352,955	363,344	374,456	385,691	1,819,118
4181071	PRIMARY IN HOUSE	1,727,867	1,723,360	1,717,734	1,717,734	1,781,973	34,455,503
4233912	ASPHALT RESURFACING	679,000	0	0	0	0	2,172,160
4278392	PERFORMANCE AESTHETICS	517,000	517,000	1,498,500	740,000	740,000	6,290,000
4291781	UNPAVED SHOULDER REPAIR	743,095	0	0	0	0	1,301,947
4291821	PAVEMENT MARKINGS -	600,000	600,000	600,000	600,000	0	5,242,200
Total		4,609,634	3,193,315	4,179,578	3,432,190	2,907,664	51,280,928
DC - STATE PRIMARY PE CONSULTANTS							
2386771	SR 35	0	0	0	0	0	89

5-Year Summary of Projects by Funding Category

Project #	Project Name	2016/17	2017/18	2018/19	2019/20	2020/21	Total
DC - STATE PRIMARY PE CONSULTANTS							
Total		0	0	0	0	0	89
DDR - DISTRICT DEDICATED REVENUE							
2386481	US 41	6,338,310	4,492,419	32,417,738	0	0	52,234,664
2386511	SR 200	0	0	0	0	0	412,820
2386782	US 27	0	0	0	0	0	566,804
2386931	SR 35	0	906,144	0	0	0	2,755,700
2387191	SR 40	160,000	0	0	0	0	8,140,511
2387201	SR 40	0	0	0	0	0	3,886,003
4106742	SR 40	0	0	2,944,061	0	0	3,440,267
4130194	TRAFFIC SIGNALIZATION	350,493	358,335	351,548	351,548	0	4,229,316
4136153	LIGHTING AGREEMENTS	0	0	0	0	0	3,169,387
4242831	US 441	0	0	0	0	0	449,480
4248851	SR 35	0	0	0	0	0	263,898
4272491	US 301	0	0	0	0	0	70,958
4272801	US 441	0	0	0	0	0	1,804,523
4290531	US 27	0	0	0	0	0	199,776
4290831	US 27	0	0	0	0	0	415,962
4295821	I-75 (AT SW 95TH STREET)	2,000,000	0	0	0	0	2,000,000
4306431	I-75	0	0	0	0	0	28,357
4306551	SR 492	0	2,771,063	0	0	0	2,846,063
4306561	SR 40	0	0	0	0	0	175,782
4315521	MARION COUNTY AIRPORT	0	0	0	0	0	1,718
4319351	SR 40 DOWNTOWN OCALA	751,401	0	0	0	0	751,401
4336521	SR 40	0	0	0	0	0	107,031

5-Year Summary of Projects by Funding Category

Project #	Project Name	2016/17	2017/18	2018/19	2019/20	2020/21	Total
DDR - DISTRICT DEDICATED REVENUE							
4336601	US 441	0	0	668,224	0	0	668,224
4336611	US 441	0	0	389,604	331,419	0	721,023
4336651	SR 40 CORRIDOR OPERATIONS IMPROVEMENT	0	0	0	0	0	16,725
4344081	SR 40	0	78,975	0	0	0	398,975
4350571	I-75	99,535	0	0	0	0	973,464
4352081	SR 35	0	0	1,000,000	0	0	1,000,000
4352091	I-75 (AT NW 49TH STREET)	2,000,000	0	0	0	0	2,000,000
4354922	SR 40 INTERSECTION IMPROVEMENTS	774,395	0	0	0	0	774,395
4356592	SR 200	0	0	0	0	0	148,818
4356602	SR 326	0	0	0	8,880	0	8,880
4356661	US 441	0	887,146	0	0	0	1,420,551
4363711	US 441	0	5,265	0	0	0	5,265
4368791	SR 200	0	0	7,970,700	0	0	8,804,806
4370171	OCALA INTERNATIONAL AIRPORT	0	0	1,500,000	1,600,000	0	3,100,000
4373391	US 27	340,000	0	7,552,225	0	0	7,892,225
4373441	SR 200	0	5,138,678	0	0	0	5,383,678
4378181	I-75	512,500	0	0	0	0	512,500
4378261	I-75 MARION COUNTY REST AREAS	768,750	0	0	0	0	768,750
4378271	I-75	974,105	0	0	0	0	974,105
4378281	I-75	358,750	0	0	0	0	358,750
4378291	I-75	102,500	0	0	0	0	102,500
Total		15,530,739	14,638,025	54,794,100	2,291,847	0	123,984,055
DI - ST. - S/W INTER/INTRASTATE HWY							
4106742	SR 40	0	0	0	11,100,000	0	11,100,000

5-Year Summary of Projects by Funding Category

Project #	Project Name	2016/17	2017/18	2018/19	2019/20	2020/21	Total
DI - ST. - S/W INTER/INTRASTATE HWY							
4282132	I-75	0	0	0	0	0	1,106,618
4350571	I-75	2,799,520	0	0	0	0	2,799,520
4356602	SR 326	0	0	0	0	0	5,033
Total		2,799,520	0	0	11,100,000	0	15,011,171
DIH - STATE IN-HOUSE PRODUCT SUPPORT							
2386481	US 41	0	0	54,100	0	0	1,439,973
2386511	SR 200	0	0	0	0	0	1,313,698
2386771	SR 35	0	0	0	0	0	572,054
2386774	SE 92ND LOOP (BELLEVIEW BELTWAY)	0	0	0	0	0	27,818
2386782	US 27	0	0	0	0	0	62,041
2386931	SR 35	0	0	0	0	0	958,698
2387191	SR 40	0	0	0	0	0	1,193,227
2387201	SR 40	0	0	0	0	0	249,262
4106742	SR 40	0	0	49,744	0	0	215,787
4162201	SR 326	0	0	0	0	0	56,469
4195841	US 41	0	0	0	0	0	154,950
4242831	US 441	0	0	0	0	0	67,558
4248851	SR 35	0	0	0	0	0	68,327
4272491	US 301	0	0	0	0	0	139,149
4272731	SR 35	0	0	0	0	0	20,659
4272801	US 441	0	0	0	0	0	68,523
4282132	I-75	0	0	0	0	0	144,811
4290531	US 27	0	0	0	0	0	41,708
4290831	US 27	0	0	0	0	0	36,666

5-Year Summary of Projects by Funding Category

Project #	Project Name	2016/17	2017/18	2018/19	2019/20	2020/21	Total
DIH - STATE IN-HOUSE PRODUCT SUPPORT							
4293631	SR 40	0	0	0	0	0	102,512
4295821	I-75 (AT SW 95TH STREET)	0	0	0	0	0	40,356
4297271	I-75	0	0	0	0	0	51,952
4306551	SR 492	0	68,972	0	0	0	268,972
4306561	SR 40	0	0	0	0	0	109,988
4309861	US 41	0	0	0	0	0	65,252
4317983	NE 36TH AVENUE	0	0	0	0	0	14,412
4319111	SR 40	0	0	0	0	0	82,336
4324211	SR 40	0	0	0	0	0	40,691
4325401	US 41	0	0	0	0	0	35,364
4336521	SR 40	0	80,000	47,308	0	0	233,194
4336601	US 441	0	0	43,709	0	0	139,099
4336611	US 441	0	0	54,636	0	0	80,078
4344081	SR 40	0	87,709	0	0	0	112,709
4350571	I-75	70,156	0	0	0	0	93,156
4352081	SR 35	0	0	5,000	0	0	5,000
4352091	I-75 (AT NW 49TH STREET)	30,000	0	0	0	0	40,000
4354661	I-75	0	0	0	0	0	80,172
4354922	SR 40 INTERSECTION IMPROVEMENTS	10,000	0	0	0	0	10,000
4356602	SR 326	0	14,584	0	0	0	14,584
4356661	US 441	0	101,870	0	0	0	123,870
4363711	US 441	0	0	0	0	0	7,000
4368791	SR 200	20,000	0	43,280	0	0	85,280
4373391	US 27	20,000	0	0	0	0	30,000

5-Year Summary of Projects by Funding Category

Project #	Project Name	2016/17	2017/18	2018/19	2019/20	2020/21	Total
DIH - STATE IN-HOUSE PRODUCT SUPPORT							
4373441	SR 200	0	475,581	0	0	0	675,581
4378181	I-75	0	0	0	0	0	65,500
4378261	I-75 MARION COUNTY REST AREAS	87,253	0	0	0	0	87,253
4378271	I-75	118,639	0	0	0	0	118,639
4378281	I-75	46,996	0	0	0	0	46,996
4378291	I-75	18,173	0	0	0	0	18,173
4385621	I-75 MARION COUNTY REST AREAS	0	30,000	0	0	0	30,000
Total		421,217	858,716	297,777	0	0	9,739,497
DIS - STRATEGIC INTERMODAL SYSTEM							
4282132	I-75	0	0	0	0	0	2,392,383
Total		0	0	0	0	0	2,392,383
DITS - STATEWIDE ITS - STATE 100%.							
4130194	TRAFFIC SIGNALIZATION	0	0	0	0	0	185,690
Total		0	0	0	0	0	185,690
DPTO - STATE - PTO							
4144471	OCALA INTERNATIONAL AIRPORT	0	0	0	0	0	583,481
4224401	OCALA/MARION UPWP	0	0	0	0	0	43,568
4241231	SUNTRAN	588,664	0	0	0	0	3,075,354
4314011	TPO PLANNING STUDIES	9,822	7,487	7,487	8,199	8,932	41,927
4315491	MARION COUNTY AIRPORT	0	19,774	0	0	0	19,774
4315501	DUNNELLON MUNICIPAL AIRPORT	0	0	0	0	0	4,590
4315511	DUNNELLON MUNICIPAL AIRPORT	0	0	0	0	0	94,553
4315521	MARION COUNTY AIRPORT	0	0	0	0	0	73,244
4315541	MARION COUNTY AIRPORT	0	0	0	0	0	524,774

5-Year Summary of Projects by Funding Category

Project #	Project Name	2016/17	2017/18	2018/19	2019/20	2020/21	Total
DPTO - STATE - PTO							
4315551	MARION COUNTY AIRPORT	0	0	0	0	0	33,884
4315861	OCALA INTERNATIONAL AIRPORT	1,000,000	0	0	0	0	2,200,000
4317983	NE 36TH AVENUE	0	0	0	0	0	2,000,000
4333041	SUNTRAN	0	612,464	632,684	664,318	772,875	2,682,341
4335171	MARION COUNTY AIRPORT	0	0	0	0	0	167,200
4352108	MARION TRANSIT SERVICES	38,575	0	0	0	0	38,575
4370111	MARION COUNTY AIRPORT	880,000	0	0	0	0	880,000
4370171	OCALA INTERNATIONAL AIRPORT	0	500,000	0	0	0	500,000
4370241	MARION COUNTY AIRPORT	0	13,600	185,190	0	0	198,790
4370311	OCALA INTERNATIONAL AIRPORT	0	608,731	0	0	0	642,731
4370321	OCALA INTERNATIONAL AIRPORT	0	0	0	0	0	200,000
4384171	MARION COUNTY AIRPORT	0	0	0	0	261,019	261,019
4384231	MARION COUNTY AIRPORT	0	0	0	0	38,782	38,782
4384251	MARION COUNTY AIRPORT	0	12,000	0	0	0	12,000
4384271	MARION COUNTY AIRPORT	0	0	0	0	247,098	247,098
4384281	MARION COUNTY AIRPORT	0	524,774	0	0	0	524,774
4384301	MARION-DUNNELLON	0	0	0	441,937	0	441,937
4384321	MARION COUNTY AIRPORT	0	167,200	0	0	0	167,200
4384331	MARION COUNTY AIRPORT	0	0	0	93,573	0	93,573
4384351	MARION-DUNNELLON PARALLEL TAXIWAY TO	0	0	0	0	97,726	97,726
4384761	OCALA INTERNATIONAL AIRPORT	0	0	0	0	515,877	515,877
4384771	OCALA INTERNATIONAL AIRPORT	0	0	0	0	355,230	355,230
Total		2,517,061	2,466,030	825,361	1,208,027	2,297,539	16,760,002
DRA - REST AREAS - STATE 100%							
4385621	I-75 MARION COUNTY REST AREAS	0	1,800,000	0	0	0	1,800,000

5-Year Summary of Projects by Funding Category

Project #	Project Name	2016/17	2017/18	2018/19	2019/20	2020/21	Total
DRA - REST AREAS - STATE 100%							
Total		0	1,800,000	0	0	0	1,800,000
DS - STATE PRIMARY HIGHWAYS & PTO							
2386481	US 41	0	501,899	0	0	0	1,859,000
2386511	SR 200	0	0	0	0	0	51,370
2386771	SR 35	0	0	0	0	0	2,149,107
2386931	SR 35	0	0	0	0	0	19,133,863
2387191	SR 40	0	0	0	0	0	12,141,815
2387201	SR 40	0	0	0	0	0	2,093
4162201	SR 326	0	0	0	0	0	378,990
4195841	US 41	0	0	0	0	0	72,709
4242831	US 441	0	0	0	0	0	50,932
4272491	US 301	0	0	0	0	0	16,488
4272801	US 441	0	0	0	0	0	3,918,476
4282132	I-75	0	0	0	0	0	406,106
4290531	US 27	0	0	0	0	0	1,237,902
4290831	US 27	0	0	0	0	0	1,973,550
4293631	SR 40	0	0	0	0	0	46,188
4306431	I-75	0	0	0	0	0	815,207
4306561	SR 40	0	0	0	0	0	431,730
4309861	US 41	0	0	0	0	0	15,979
4319111	SR 40	0	0	0	0	0	426,443
4325401	US 41	0	0	0	0	0	148,967
4336521	SR 40	0	0	0	0	0	1,726,995
4336601	US 441	0	0	0	0	0	675,454

5-Year Summary of Projects by Funding Category

Project #	Project Name	2016/17	2017/18	2018/19	2019/20	2020/21	Total
DS - STATE PRIMARY HIGHWAYS & PTO							
4336611	US 441	0	0	0	0	0	624,735
4354661	I-75	0	0	0	0	0	920,821
4368791	SR 200	0	0	32,460	0	0	32,460
4373391	US 27	0	0	36,788	0	0	36,788
Total		0	501,899	69,248	0	0	49,294,168
DU - STATE PRIMARY/FEDERAL REIMB							
4224401	OCALA/MARION UPWP	0	0	0	0	0	348,551
4241211	MARION TRANSIT	770,718	0	0	0	0	3,450,754
4314011	TPO PLANNING STUDIES	78,579	59,902	59,902	61,699	67,566	327,648
4333121	MARION TRANSIT	0	980,500	1,029,525	1,081,001	1,149,456	4,240,482
4352108	MARION TRANSIT SERVICES	308,600	0	0	0	0	308,600
4371881	MARION TRANSIT SERVICES	0	0	0	0	0	434,778
4388661	MARION TRANSIT SERVICES	293,770	0	0	0	0	538,931
Total		1,451,667	1,040,402	1,089,427	1,142,700	1,217,022	9,649,744
DWS - WEIGH STATIONS - STATE 100%							
4297271	I-75	0	0	0	0	0	1,181,180
4303553	SR 40	0	0	0	0	0	1,225,563
Total		0	0	0	0	0	2,406,743
EB - EQUITY BONUS							
2386771	SR 35	0	0	0	0	0	833,440
4106742	SR 40	0	0	0	0	0	139,975
4317971	NE 25TH AVENUE	0	0	0	0	0	876,499
4354841	PRUITT TRAIL	0	0	0	0	0	10,000
4359491	PRUITT TRAIL	0	0	0	0	0	10,000

5-Year Summary of Projects by Funding Category

Project #	Project Name	2016/17	2017/18	2018/19	2019/20	2020/21	Total
EB - EQUITY BONUS							
Total		0	0	0	0	0	1,869,914
FAA - FEDERAL AVIATION ADMIN							
4144471	OCALA INTERNATIONAL AIRPORT	0	0	0	0	0	483,385
4315491	MARION COUNTY AIRPORT	0	163,265	0	0	0	163,265
4315511	DUNNELLON MUNICIPAL AIRPORT	0	0	0	0	0	1,063,723
4315521	MARION COUNTY AIRPORT	0	0	0	0	0	862,524
4370241	MARION COUNTY AIRPORT	0	153,000	2,083,385	0	0	2,236,385
4370311	OCALA INTERNATIONAL AIRPORT	0	6,848,223	0	0	0	7,528,223
4384231	MARION COUNTY AIRPORT	0	0	0	0	436,300	436,300
4384251	MARION COUNTY AIRPORT	0	135,000	0	0	0	135,000
Total		0	7,299,488	2,083,385	0	436,300	12,908,805
FSF1 - FED STIMULUS, S/W MANAGED							
2386771	SR 35	0	0	0	0	0	26,213,990
Total		0	0	0	0	0	26,213,990
FTA - FEDERAL TRANSIT ADMINISTRATION							
4241231	SUNTRAN	400,000	0	0	0	0	2,000,000
4271882	SUNTRAN	2,019,680	0	0	0	0	5,335,934
4333041	SUNTRAN	0	400,000	400,000	400,000	0	1,200,000
Total		2,419,680	400,000	400,000	400,000	0	8,535,934
HPP - HIGH PRIORITY PROJECTS							
2386481	US 41	0	0	0	0	0	692,422
Total		0	0	0	0	0	692,422
HRRR - HIGH RISK RURAL ROAD							
4295861	CR 225	0	0	0	0	0	44,008

5-Year Summary of Projects by Funding Category

Project #	Project Name	2016/17	2017/18	2018/19	2019/20	2020/21	Total
HRRR - HIGH RISK RURAL ROAD							
4311421	CR 314A	0	0	0	0	0	21,050
Total		0	0	0	0	0	65,058
HSP - SAFETY (HIWAY SAFETY PROGRAM)							
4272801	US 441	0	0	0	0	0	3,162,705
4295861	CR 225	0	0	0	0	0	700,774
4309861	US 41	0	0	0	0	0	335,055
4311421	CR 314A	0	0	0	0	0	902,487
4324211	SR 40	0	0	0	0	0	1,048,206
4332061	CR 484	0	0	0	0	0	389,762
4348441	CR 42	404,200	0	0	0	0	475,166
4350571	I-75	2,022,910	0	0	0	0	2,022,910
4363711	US 441	0	283,127	0	0	0	383,127
Total		2,427,110	283,127	0	0	0	9,420,192
LF - LOCAL FUNDS							
4144471	OCALA INTERNATIONAL AIRPORT	0	0	0	0	0	166,012
4224401	OCALA/MARION UPWP	0	0	0	0	0	43,568
4241211	MARION TRANSIT	770,718	0	0	0	0	3,450,754
4241231	SUNTRAN	601,806	0	0	0	0	3,093,274
4241861	SE 92ND LOOP (BELLEVIEW BELTWAY)	0	0	0	0	0	7,307,911
4271882	SUNTRAN	504,920	0	0	0	0	1,333,984
4295861	CR 225	0	0	0	0	0	23,343
4311421	CR 314A	0	0	0	0	0	592,257
4314011	TPO PLANNING STUDIES	9,822	7,487	7,487	8,199	8,932	41,927
4315491	MARION COUNTY AIRPORT	0	3,628	0	0	0	3,628

5-Year Summary of Projects by Funding Category

Project #	Project Name	2016/17	2017/18	2018/19	2019/20	2020/21	Total
LF - LOCAL FUNDS							
4315501	DUNNELLO MUNICIPAL AIRPORT	0	0	0	0	0	4,590
4315511	DUNNELLO MUNICIPAL AIRPORT	0	0	0	0	0	23,638
4315521	MARION COUNTY AIRPORT	0	0	0	0	0	19,167
4315541	MARION COUNTY AIRPORT	0	0	0	0	0	131,193
4315551	MARION COUNTY AIRPORT	0	0	0	0	0	8,471
4315861	OCALA INTERNATIONAL AIRPORT	1,000,000	0	0	0	0	2,200,000
4333041	SUNTRAN	0	612,464	637,745	664,318	772,875	2,687,402
4333121	MARION TRANSIT	0	980,500	1,029,525	1,081,001	1,149,456	4,240,482
4335171	MARION COUNTY AIRPORT	0	0	0	0	0	41,800
4352108	MARION TRANSIT SERVICES	38,575	0	0	0	0	38,575
4354922	SR 40 INTERSECTION IMPROVEMENTS	4,577	0	0	0	0	4,577
4355171	SUNTRAN	0	0	900,000	0	0	900,000
4355471	SW 44TH AVENUE	0	0	1,553,699	0	0	1,553,699
4355491	SW 49TH AVENUE	0	0	8,889,779	0	0	8,889,779
4361861	SW 80TH AVENUE	0	0	0	0	0	23,984
4363751	CITYWIDE SIDEWALK IMPROVEMENTS	0	0	0	0	103,226	103,226
4370111	MARION COUNTY AIRPORT	220,000	0	0	0	0	220,000
4370171	OCALA INTERNATIONAL AIRPORT	0	125,000	375,000	400,000	0	900,000
4370241	MARION COUNTY AIRPORT	0	3,400	46,297	0	0	49,697
4370311	OCALA INTERNATIONAL AIRPORT	0	152,183	0	0	0	186,183
4370321	OCALA INTERNATIONAL AIRPORT	0	0	0	0	0	200,000
4371881	MARION TRANSIT SERVICES	0	0	0	0	0	108,695
4384171	MARION COUNTY AIRPORT	0	0	0	0	65,255	65,255
4384231	MARION COUNTY AIRPORT	0	0	0	0	9,696	9,696

5-Year Summary of Projects by Funding Category

Project #	Project Name	2016/17	2017/18	2018/19	2019/20	2020/21	Total
LF - LOCAL FUNDS							
4384251	MARION COUNTY AIRPORT	0	3,000	0	0	0	3,000
4384271	MARION COUNTY AIRPORT	0	0	0	0	61,775	61,775
4384281	MARION COUNTY AIRPORT	0	131,193	0	0	0	131,193
4384301	MARION-DUNNELLON	0	0	0	110,484	0	110,484
4384321	MARION COUNTY AIRPORT	0	41,800	0	0	0	41,800
4384331	MARION COUNTY AIRPORT	0	0	0	23,393	0	23,393
4384351	MARION-DUNNELLON PARALLEL TAXIWAY TO	0	0	0	0	24,431	24,431
4384761	OCALA INTERNATIONAL AIRPORT	0	0	0	0	515,877	515,877
4384771	OCALA INTERNATIONAL AIRPORT	0	0	0	0	355,231	355,231
4385671	CR 42	1,183,395	0	0	0	0	1,183,395
4388661	MARION TRANSIT SERVICES	97,233	0	0	0	0	158,523
Total		4,431,046	2,060,655	13,439,532	2,287,395	3,066,754	41,275,869
MA - MIN. ALLOCATION (ANY AREA)							
2386771	SR 35	0	0	0	0	0	422,670
Total		0	0	0	0	0	422,670
ML - MA, AREAS <= 200K							
2386511	SR 200	0	0	0	0	0	1,891,323
Total		0	0	0	0	0	1,891,323
NHPP - IM, BRDG REPL, NATNL HWY-MAP21							
4306431	I-75	0	0	0	0	0	1,327,306
Total		0	0	0	0	0	1,327,306
NHRE - NAT HWY PERFORM - RESURFACING							
4272801	US 441	0	0	0	0	0	519,485
4290531	US 27	0	0	0	0	0	3,953,621

5-Year Summary of Projects by Funding Category

Project #	Project Name	2016/17	2017/18	2018/19	2019/20	2020/21	Total
NHRE - NAT HWY PERFORM - RESURFACING							
4306551	SR 492	0	1,885,539	0	0	0	1,885,539
4306561	SR 40	0	0	0	0	0	1,604,181
4344081	SR 40	0	798,434	0	0	0	798,434
4368791	SR 200	0	0	1,249,564	0	0	1,249,564
Total		0	2,683,973	1,249,564	0	0	10,010,824
PL - METRO PLAN (85% FA; 15% OTHER)							
4179601	OCALA/MARION UPWP	0	464,304	464,304	464,304	464,304	5,139,152
4393311	OCALA/MARION URBAN AREA FY	464,304	0	0	0	0	464,304
Total		464,304	464,304	464,304	464,304	464,304	5,603,456
RHP - RAIL HIGHWAY X-INGS - PROT DEV							
4349551	CR 328	0	0	0	0	0	169,603
4349561	E MC KINNEY AVE	0	0	0	0	0	184,653
4369101	SE 2ND AVENUE	0	0	0	0	0	185,797
4369111	NW 27TH AVENUE	0	0	0	0	0	214,773
4369171	SE 8TH STREET	0	0	0	0	0	360,600
4385521	SR 492	268,703	0	0	0	0	268,703
4385541	SR 464	326,200	0	0	0	0	326,200
4385581	NORTH MAGNOLIA AVENUE	145,054	0	0	0	0	145,054
4385591	NE 9TH STREET	201,901	0	0	0	0	201,901
Total		941,858	0	0	0	0	2,057,284
S129 - STP EARMARKS - 2008							
4241861	SE 92ND LOOP (BELLEVIEW BELTWAY)	0	0	0	0	0	245,000
Total		0	0	0	0	0	245,000
SA - STP, ANY AREA							
2386481	US 41	0	0	0	0	0	987,634

5-Year Summary of Projects by Funding Category

Project #	Project Name	2016/17	2017/18	2018/19	2019/20	2020/21	Total
SA - STP, ANY AREA							
2386511	SR 200	0	0	0	0	0	538,174
2386771	SR 35	0	0	0	0	0	126,362
4106742	SR 40	0	0	0	555,000	0	555,000
4179601	OCALA/MARION UPWP	0	0	0	0	0	68,608
4195841	US 41	0	0	0	0	0	81,156
4272491	US 301	0	0	0	0	0	3,320,814
4272801	US 441	0	0	0	0	0	5,135
4290531	US 27	0	0	0	0	0	1,762,540
4290831	US 27	0	0	0	0	0	6,010,771
4295861	CR 225	0	0	0	0	0	3,000
4317971	NE 25TH AVENUE	0	0	0	0	0	403,082
4336801	US 27	0	5,000	0	0	0	5,000
4344081	SR 40	0	11,362	0	0	0	11,362
4354861	SILVER SPRINGS BIKEWAY	0	5,000	0	0	0	5,000
4354901	SR 40	0	0	0	0	0	200
4355171	SUNTRAN	0	0	3,600,000	0	0	3,600,000
4355401	US 441	0	0	196,480	0	0	196,480
4363601	SR 40 (BLACK BEAR TRAIL)	0	0	0	1,100,000	0	1,100,000
4363611	ITS OPERATIONAL SUPPORT	0	0	0	2,617,154	0	2,617,154
4385671	CR 42	1,225,605	0	0	0	0	1,225,605
Total		1,225,605	21,362	3,796,480	4,272,154	0	22,623,077
SE - STP, ENHANCEMENT							
4354901	SR 40	0	0	0	0	0	200,000
4354921	SR 40	0	0	0	0	0	7,500

5-Year Summary of Projects by Funding Category

Project #	Project Name	2016/17	2017/18	2018/19	2019/20	2020/21	Total
SE - STP, ENHANCEMENT							
Total		0	0	0	0	0	207,500
SL - STP, AREAS <= 200K							
2386481	US 41	0	0	0	0	0	213,966
2386511	SR 200	0	0	0	0	0	213,888
2386931	SR 35	0	0	0	0	0	8,645,206
2387201	SR 40	0	0	0	0	0	419,322
4106742	SR 40	410,300	700,309	219,919	1,362,424	0	7,186,551
4179601	OCALA/MARION UPWP	0	0	0	0	0	451,392
4195841	US 41	0	0	0	0	0	49,069
4241861	SE 92ND LOOP (BELLEVIEW BELTWAY)	0	0	0	0	0	35,400
4248851	SR 35	0	0	0	0	0	578,808
4272491	US 301	0	0	0	0	0	234,399
4272731	SR 35	0	0	0	0	0	187,310
4272801	US 441	0	0	0	0	0	519,874
4306561	SR 40	0	0	0	0	0	95,581
4317971	NE 25TH AVENUE	0	0	0	0	0	955,918
4324211	SR 40	0	0	0	0	0	94,716
4336512	CR 484	0	0	0	0	2,063,796	2,063,796
4336521	SR 40	0	3,420,000	4,107,706	0	0	7,527,706
4336611	US 441	0	0	0	0	1,730,874	1,730,874
4336801	US 27	0	1,000,000	0	0	0	1,000,000
4352091	I-75 (AT NW 49TH STREET)	0	0	0	0	3,530,000	3,530,000
4354841	PRUITT TRAIL	0	0	0	0	0	457,500
4354861	SILVER SPRINGS BIKEWAY	0	1,000,000	0	0	0	1,000,000

5-Year Summary of Projects by Funding Category

Project #	Project Name	2016/17	2017/18	2018/19	2019/20	2020/21	Total
SL - STP, AREAS <= 200K							
4355401	US 441	0	0	2,677,821	0	0	2,677,821
4355471	SW 44TH AVENUE	0	0	2,874,301	0	0	2,874,301
4361861	SW 80TH AVENUE	0	0	0	0	0	1,440,321
4362911	SANTOS GAP TRAIL	0	0	0	0	0	2,055,000
4363581	LAND BRIDGE TRAIL	0	0	0	0	0	3,300,000
Total		410,300	6,120,309	9,879,747	1,362,424	7,324,670	49,538,719
SN - STP, MANDATORY NON-URBAN <= 5K							
2386481	US 41	0	0	0	0	0	2,113,106
2386511	SR 200	0	0	0	0	0	220,000
2386931	SR 35	0	0	0	0	0	1,795,043
4106742	SR 40	214,500	2,971,020	200,000	114,250	0	3,614,463
4195841	US 41	0	0	0	0	0	1,444,745
Total		214,500	2,971,020	200,000	114,250	0	9,187,357
TALL - TRANSPORTATION ALTS- <200K							
4179601	OCALA/MARION UPWP	0	0	0	0	0	75,000
4319351	SR 40 DOWNTOWN OCALA	133,244	0	0	0	0	133,244
4336651	SR 40 CORRIDOR OPERATIONS IMPROVEMENT	0	0	0	0	0	413,660
4354861	SILVER SPRINGS BIKEWAY	0	792,396	0	0	0	792,396
4364071	US 441	0	0	0	0	0	22,230
4364742	SADDLEWOOD ELEMENTARY SIDEWALK	0	0	317,096	0	0	317,096
4367551	INDIAN LAKE TRAIL FROM SILVER SPRINGS STATE	0	0	155,000	0	0	155,000
4367561	DOWNTOWN OCALA TO SILVER SPRINGS TRAIL	0	0	0	253,000	0	253,000
Total		133,244	792,396	472,096	253,000	0	2,161,626
TALT - TRANSPORTATION ALTS- ANY AREA							
4261791	SILVER SPRINGS STATE PARK PEDESTRIAN	0	0	0	0	0	320,000

5-Year Summary of Projects by Funding Category

Project #	Project Name	2016/17	2017/18	2018/19	2019/20	2020/21	Total
TALT - TRANSPORTATION ALTS- ANY AREA							
4319351	SR 40 DOWNTOWN OCALA	58,988	0	0	0	0	68,988
4336651	SR 40 CORRIDOR OPERATIONS IMPROVEMENT	0	0	0	0	0	217,640
4354841	PRUITT TRAIL	0	0	0	0	3,710,000	3,710,000
4354861	SILVER SPRINGS BIKEWAY	0	2,682,648	0	0	0	3,207,648
4363751	CITYWIDE SIDEWALK IMPROVEMENTS	0	0	0	0	772,000	772,000
4364743	LEGACY ELEMENTARY SCHOOL SIDEWALKS	0	1,441,659	0	0	0	1,441,659
4371901	BELLEVIEW TO GREENWAY TRAIL	0	75,000	0	0	0	75,000
Total		58,988	4,199,307	0	0	4,482,000	9,812,935
TCSP - TRANS, COMMUNITY & SYSTEM PRES							
4241861	SE 92ND LOOP (BELLEVIEW BELTWAY)	0	0	0	0	0	916,209
Total		0	0	0	0	0	916,209
TRIP - TRANS REGIONAL INCENTIVE PROGM							
4241861	SE 92ND LOOP (BELLEVIEW BELTWAY)	0	0	0	0	0	4,839,828
4317983	NE 36TH AVENUE	4,390,000	4,235,000	13,355,290	1,159,000	100,000	23,239,290
Total		4,390,000	4,235,000	13,355,290	1,159,000	100,000	28,079,118

5-Year Summary of Funding Source

Funding Source	2016/17	2017/18	2018/19	2019/20	2020/21	Total
Federal	10,921,050	30,872,420	19,904,550	104,929,686	13,924,296	180,552,002
Local	4,431,046	2,060,655	13,439,532	2,287,395	3,066,754	25,285,382
State	30,268,171	27,692,985	80,921,575	19,191,064	5,305,203	163,378,998
Total	45,620,267	60,626,060	114,265,657	126,408,145	22,296,253	369,216,382

Section 1 - Federal / State Projects

CR 42 **4348441** **Non-SIS**



Work Summary: ADD LEFT TURN LANE(S) **From:** AT SE 182ND AVE RD
To:
Lead Agency: Marion County **Length:** .307
LRTP #: Goal 6: Objective 1 - Page 2-11

Phase	Fund Source	2016/17	2017/18	2018/19	2019/20	2020/21	Total
CST	HSP	404,200	0	0	0	0	404,200
Total		404,200	0	0	0	0	404,200

Prior Cost < 2016/17: 35,491
Future Cost > 2020/21: 0
Total Project Cost: 439,691
Project Description: Add eastbound turn lane on CR 42.

CR 42

4385671

Non-SIS

Work Summary: RESURFACING **From:** SE 58TH AVE TO W OF US 301
To: US 441 TO CR 25

Lead Agency: Marion County **Length:** 7.820

LRTP #: Goal 6: Objective 3 -
 Page 2-11



Phase	Fund Source	2016/17	2017/18	2018/19	2019/20	2020/21	Total
CST	LF	1,183,395	0	0	0	0	1,183,395
CST	SA	1,225,605	0	0	0	0	1,225,605
Total		2,409,000	0	0	0	0	2,409,000

Prior Cost < 2016/17: 0
Future Cost > 2020/21: 0
Total Project Cost: 2,409,000
Project Description: Routine resurfacing.

CR 484

4336512

Non-SIS



Work Summary: INTERCHANGE IMPROVEMENT
From: SW 20TH AVE
To: CR 475A
Lead Agency: Marion County
Length: .161
LRTP #: Goal 3: Page 2-9

Phase	Fund Source	2016/17	2017/18	2018/19	2019/20	2020/21	Total
ROW	SL	0	0	0	0	2,063,796	2,063,796
Total		0	0	0	0	2,063,796	2,063,796

Prior Cost < 2016/17: 0
Future Cost > 2020/21: 0
Total Project Cost: 2,063,796
Project Description: Upgrade existing interchange. (Priority Project #11)

I-75

4378181

SIS



Work Summary: LANDSCAPING **From:** AT CR 318
To:
Lead Agency: Managed by FDOT **Length:** .413
LRTP #: Goal 5: Page 2-10

Phase	Fund Source	2016/17	2017/18	2018/19	2019/20	2020/21	Total
CST	DDR	512,500	0	0	0	0	512,500
Total		512,500	0	0	0	0	512,500

Prior Cost < 2016/17: 65,500
Future Cost > 2020/21: 0
Total Project Cost: 578,000
Project Description: Landscaping and aesthetic improvements at the CR 318 interchange.

I-75

4378281

SIS



Work Summary: LANDSCAPING **From:** AT SW 20TH STREET
To:
Lead Agency: FDOT **Length:** .500
LRTP #: Goal 5: Page 2-10

Phase	Fund Source	2016/17	2017/18	2018/19	2019/20	2020/21	Total
CST	DIH	46,996	0	0	0	0	46,996
CST	DDR	358,750	0	0	0	0	358,750
Total		405,746	0	0	0	0	405,746

Prior Cost < 2016/17: 0
Future Cost > 2020/21: 0
Total Project Cost: 405,746
Project Description: Landscaping and aesthetic improvements at the SW 20th Street overpass.

I-75

4378291

SIS



Work Summary: LANDSCAPING **From:** AT SW 43RD STREET
To:
Lead Agency: FDOT **Length:** .500
LRTP #: Goal 5: Page 2-10

Phase	Fund Source	2016/17	2017/18	2018/19	2019/20	2020/21	Total
CST	DIH	18,173	0	0	0	0	18,173
CST	DDR	102,500	0	0	0	0	102,500
Total		120,673	0	0	0	0	120,673

Prior Cost < 2016/17: 0
Future Cost > 2020/21: 0
Total Project Cost: 120,673
Project Description: Landscaping and aesthetic improvements at the SW 43rd Street Flyover.

I-75

4378271

SIS



Work Summary: LANDSCAPING **From:** AT CR 484
To:
Lead Agency: FDOT **Length:** .407
LRTP #: Goal 5: Page 2-10

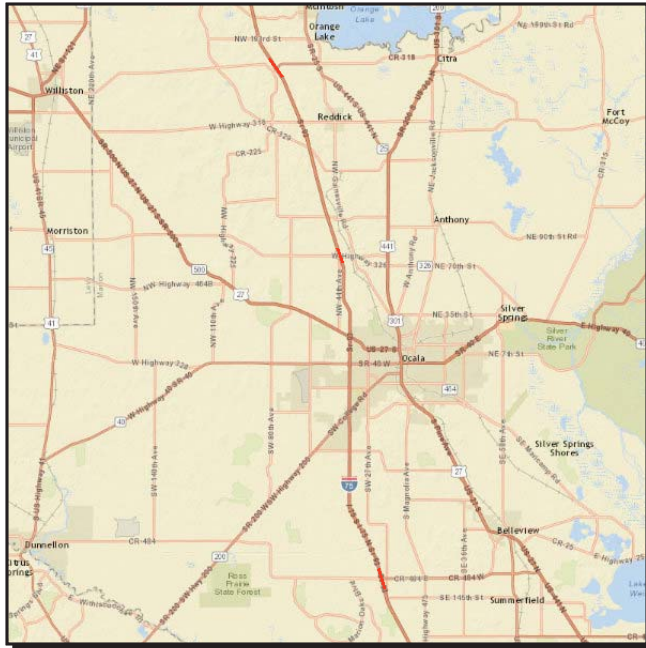
Phase	Fund Source	2016/17	2017/18	2018/19	2019/20	2020/21	Total
CST	DIH	118,639	0	0	0	0	118,639
CST	DDR	974,105	0	0	0	0	974,105
Total		1,092,744	0	0	0	0	1,092,744

Prior Cost < 2016/17: 0
Future Cost > 2020/21: 0
Total Project Cost: 1,092,744
Project Description: Landscaping and aesthetic improvements at the CR 484 interchange.

I-75

4350571

SIS



Work Summary: LIGHTING

From: AT CR 484, SR 326 & CR 318

To:

Lead Agency: FDOT

Length: 28.270 MI

LRTP #: Goal 6: Page 2-11

Phase	Fund Source	2016/17	2017/18	2018/19	2019/20	2020/21	Total
CST	DI	2,799,520	0	0	0	0	2,799,520
CST	DIH	70,156	0	0	0	0	70,156
CST	DDR	99,535	0	0	0	0	99,535
CST	HSP	2,022,910	0	0	0	0	2,022,910
Total		4,992,121	0	0	0	0	4,992,121

Prior Cost < 2016/17: 896,929

Future Cost > 2020/21: 0

Total Project Cost: 5,889,050

Project Description: Enhance illumination at selected interchanges.

I-75 (AT NW 49TH STREET)

4352091

SIS



Work Summary: INTERCHANGE (NEW) **From:** FROM NW 35TH ST
To: NW 49TH ST
Lead Agency: FDOT **Length:** .001
LRTP #: Goal 3: Objective 3 - Page 2-9

Phase	Fund Source	2016/17	2017/18	2018/19	2019/20	2020/21	Total
PDE	DDR	2,000,000	0	0	0	0	2,000,000
PDE	DIH	30,000	0	0	0	0	30,000
PE	SL	0	0	0	0	3,530,000	3,530,000
Total		2,030,000	0	0	0	3,530,000	5,560,000

Prior Cost < 2016/17: 10,000

Future Cost > 2020/21: 0

Total Project Cost: 5,570,000

Project Description: Construct new interchange at NW 49th Street and I-75 to facilitate projected increases in freight traffic. (Priority Project #1)

I-75 (AT SW 95TH STREET)

4295821

SIS



Work Summary: PD&E/EMO STUDY **From:** SW 49TH AVE
To: CR 475A
Lead Agency: FDOT **Length:** 1.200 mi
LRTP #: Goal 3: Objective 3 - Page 2-9

Phase	Fund Source	2016/17	2017/18	2018/19	2019/20	2020/21	Total
PDE	DDR	2,000,000	0	0	0	0	2,000,000
Total		2,000,000	0	0	0	0	2,000,000

Prior Cost < 2016/17: 40,356

Future Cost > 2020/21: 0

Total Project Cost: 2,040,356

Project Description: New interchange construction at I-75 and SW 95th Street. (Priority Project #16)

I-75 MARION COUNTY REST AREAS

4385621

SIS



Work Summary: REST AREA **From:** N OF CR 484
To: S OF SR 200
Lead Agency: FDOT **Length:** .547
LRTP #: Goal 3: Page 2-9

Phase	Fund Source	2016/17	2017/18	2018/19	2019/20	2020/21	Total
PE	DIH	0	30,000	0	0	0	30,000
PE	DRA	0	1,800,000	0	0	0	1,800,000
Total		0	1,830,000	0	0	0	1,830,000

Prior Cost < 2016/17: 0
Future Cost > 2020/21: 0
Total Project Cost: 1,830,000
Project Description: Design funding to expand services at the I-75 rest area in Marion County.

I-75 MARION COUNTY REST AREAS

4378261

SIS



Work Summary: LANDSCAPING **From:** N OF CR 484
To: S OF SR 200
Lead Agency: FDOT **Length:** .542
LRTP #: Goal 5: Page 2-10

Phase	Fund Source	2016/17	2017/18	2018/19	2019/20	2020/21	Total
CST	DIH	87,253	0	0	0	0	87,253
CST	DDR	768,750	0	0	0	0	768,750
Total		856,003	0	0	0	0	856,003

Prior Cost < 2016/17: 0
Future Cost > 2020/21: 0
Total Project Cost: 856,003
Project Description: Vegetative installation and maintenance.

ITS OPERATIONAL SUPPORT

4363611

Non-SIS

Work Summary: ITS COMMUNICATION SYSTEM
From:
To: COUNTYWIDE SYSTEMS
Lead Agency: City of Ocala/Marion County
Length: .000
LRTP #: Goal 6: Objective 1 - Page 2-11



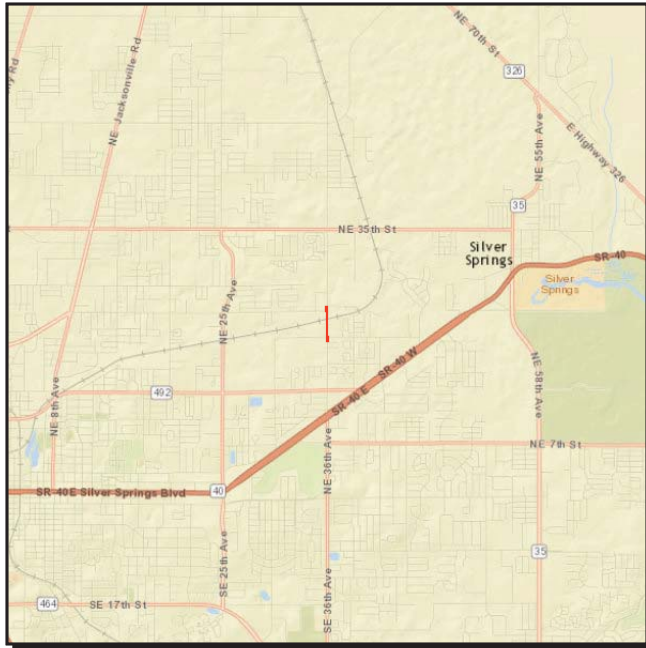
Phase	Fund Source	2016/17	2017/18	2018/19	2019/20	2020/21	Total
OPS	SA	0	0	0	2,617,154	0	2,617,154
Total		0	0	0	2,617,154	0	2,617,154

Prior Cost < 2016/17: 0
Future Cost > 2020/21: 0
Total Project Cost: 2,617,154
Project Description: ITS capital and operations support for City of Ocala and Marion County.

NE 36TH AVENUE

4317983

SIS



Work Summary: RAIL CAPACITY PROJECT
From: NE 20TH PL
To: NORTH OF NE 25TH ST
Lead Agency: FDOT
Length: .350
LRTP #: 7-15

Phase	Fund Source	2016/17	2017/18	2018/19	2019/20	2020/21	Total
ROW	TRIP	4,390,000	4,235,000	1,704,000	1,159,000	100,000	11,588,000
CST	TRIP	0	0	11,001,290	0	0	11,001,290
RRU	TRIP	0	0	650,000	0	0	650,000
Total		4,390,000	4,235,000	13,355,290	1,159,000	100,000	23,239,290

Prior Cost < 2016/17: 2,014,412
Future Cost > 2020/21: 0
Total Project Cost: 25,253,702

Project Description: Construct grade separation (bridge) over the existing CSX 'S'-line. This project is for the construction of the bridge only. Other sections will address the widening of the corridor. (Priority Project #12)

NE 9TH STREET

4385591

Non-SIS

Work Summary: RAIL SAFETY PROJECT **From:** FNR XING #627193-L

To:

Lead Agency: Managed by FDOT **Length:** .001

LRTP #: Goal 6: Objective 3 -
Page 2-11



Phase	Fund Source	2016/17	2017/18	2018/19	2019/20	2020/21	Total
RRU	RHP	201,901	0	0	0	0	201,901
Total		201,901	0	0	0	0	201,901

Prior Cost < 2016/17: 0

Future Cost > 2020/21: 0

Total Project Cost: 201,901

Project Description: At-grade rail crossing improvements. Replace/Upgrade signalization, cabinets and crossing surface.

NORTH MAGNOLIA AVENUE

4385581

Non-SIS

Work Summary: RAIL SAFETY PROJECT **From:** FNR XING #627193-X
To:
Lead Agency: Managed by FDOT **Length:** .001
LRTP #: Goal 6: Objective 3 - Page 2-11



Phase	Fund Source	2016/17	2017/18	2018/19	2019/20	2020/21	Total
RRU	RHP	145,054	0	0	0	0	145,054
Total		145,054	0	0	0	0	145,054

Prior Cost < 2016/17: 0

Future Cost > 2020/21: 0

Total Project Cost: 145,054

Project Description: At-grade rail crossing improvements. Replace/Upgrade signalization, cabinets and rehabilitate crossing surface.

SR 200

4368791

Non-SIS



Work Summary: RESURFACING **From:** CR 484
To: SW 60TH AVE
Lead Agency: FDOT **Length:** 5.898
LRTP #: Goal 6: Objective 3 - Page 2-11

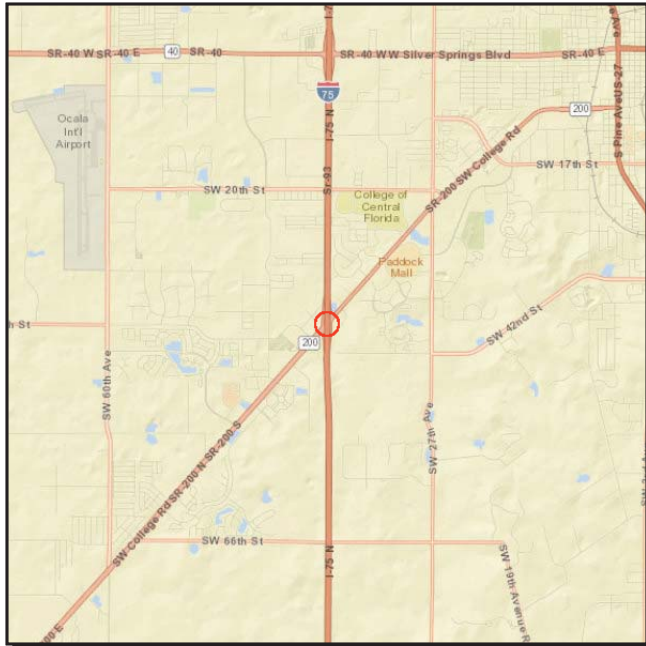
Phase	Fund Source	2016/17	2017/18	2018/19	2019/20	2020/21	Total
PE	DIH	20,000	0	0	0	0	20,000
CST	DS	0	0	32,460	0	0	32,460
CST	DIH	0	0	43,280	0	0	43,280
CST	DDR	0	0	7,970,700	0	0	7,970,700
CST	NHRE	0	0	1,249,564	0	0	1,249,564
Total		20,000	0	9,296,004	0	0	9,316,004

Prior Cost < 2016/17: 856,106
Future Cost > 2020/21: 0
Total Project Cost: 10,172,110
Project Description: Routine resurfacing.

SR 200

4356592

SIS



Work Summary: ADD TURN LANE(S) **From:** at I-75

To:

Lead Agency: FDOT

LRTP #: Goal 6: Objective 1 - Page 2-11

Phase	Fund Source	2016/17	2017/18	2018/19	2019/20	2020/21	Total
CST	ACNP	0	4,433,733	0	0	0	4,433,733
Total		0	4,433,733	0	0	0	4,433,733

Prior Cost < 2016/17: 898,818

Future Cost > 2020/21: 0

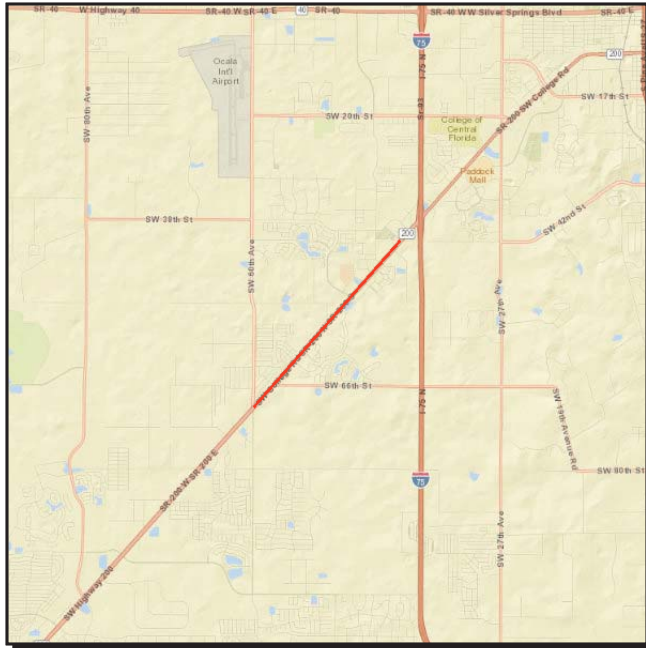
Total Project Cost: 5,332,551

Project Description: Add left and right turn lanes at I-75 off ramps.

SR 200

4373441

Non-SIS



Work Summary: RESURFACING **From:** E OF SW 60TH AVE
To: E OF SW 38TH CT

Lead Agency: FDOT **Length:** 2.767

LRTP #: Goal 6: Objective 1 - Page 2-11

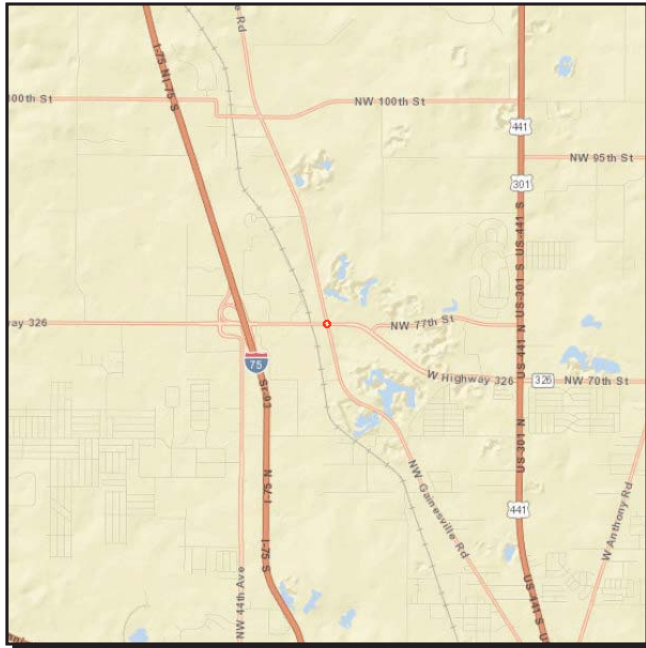
Phase	Fund Source	2016/17	2017/18	2018/19	2019/20	2020/21	Total
CST	DIH	0	475,581	0	0	0	475,581
CST	DDR	0	5,138,678	0	0	0	5,138,678
Total		0	5,614,259	0	0	0	5,614,259

Prior Cost < 2016/17: 445,000
Future Cost > 2020/21: 0
Total Project Cost: 6,059,259
Project Description: Routine resurfacing.

SR 326

4356602

SIS



Work Summary: ADD TURN LANE(S) **From:** AT CR 25A

To:

Lead Agency: FDOT

LRTP #: Goal 6: Objective 1 -
Page 2-11

Phase	Fund Source	2016/17	2017/18	2018/19	2019/20	2020/21	Total
ROW	ACNP	10,000	162,999	30,000	0	0	202,999
ROW	DIH	0	14,584	0	0	0	14,584
CST	DDR	0	0	0	8,880	0	8,880
CST	ACNP	0	0	0	806,859	0	806,859
Total		10,000	177,583	30,000	815,739	0	1,033,322

Prior Cost < 2016/17: 423,787

Future Cost > 2020/21: 0

Total Project Cost: 1,457,109

Project Description: Add right turn lanes on southbound CR 25A and westbound SR 326 and restripe the eastbound SR 326 center lane to increase storage for turns onto CR 25A.

SR 35

4352081

Non-SIS



Work Summary: INTERSECTION IMPROVEMENT **From:** AT FOSS ROAD, ROBINSON ROAD & SR 25

To:

Lead Agency: FDOT

Length: .250 MI

LRTP #: Goal 6: Objective 1 -
Page 2-11

Phase	Fund Source	2016/17	2017/18	2018/19	2019/20	2020/21	Total
PE	DIH	0	0	5,000	0	0	5,000
PE	DDR	0	0	1,000,000	0	0	1,000,000
Total		0	0	1,005,000	0	0	1,005,000

Prior Cost < 2016/17: 0

Future Cost > 2020/21: 0

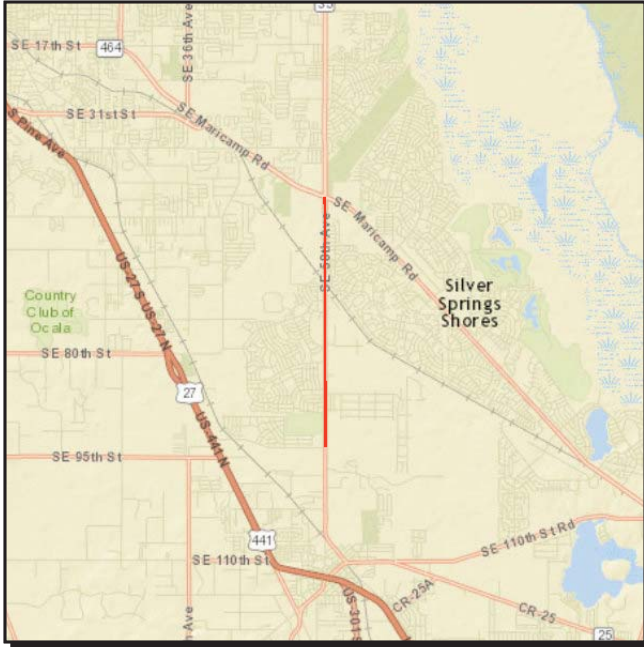
Total Project Cost: 1,005,000

Project Description: Add turn lanes at all three intersections to increase operational efficiency of the SR 35 corridor in Belleview.

SR 35

2386931

Non-SIS



Work Summary: ADD LANES & RECONSTRUCT
From: SE 92ND PLACE (BELLEVIEW BELTWAY)
To: CR 464
Lead Agency: FDOT
Length: 3.758 mi
LRTP #: PAGE 3-2

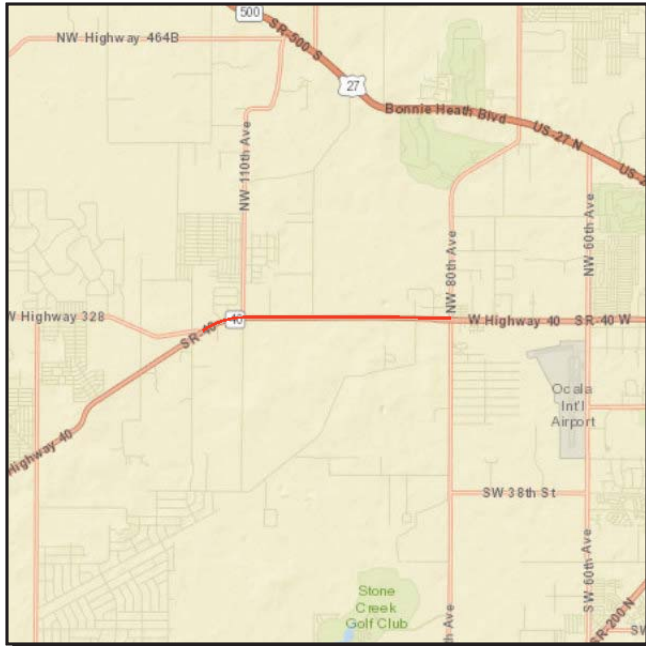
Phase	Fund Source	2016/17	2017/18	2018/19	2019/20	2020/21	Total
INC	DDR	0	750,000	0	0	0	750,000
DSB	DDR	0	156,144	0	0	0	156,144
Total		0	906,144	0	0	0	906,144

Prior Cost < 2016/17: 32,382,366
Future Cost > 2020/21: 0
Total Project Cost: 33,288,510
Project Description: Capacity expansion project to widen SR 35 from two to four lanes.

SR 40

2387191

Non-SIS



Work Summary: ADD LANES & RECONSTRUCT
From: CR 328
To: SW 80TH AVE
Lead Agency: FDOT
Length: 4.035 mi
LRTP #: PAGE 3-2

Phase	Fund Source	2016/17	2017/18	2018/19	2019/20	2020/21	Total
CST	DDR	160,000	0	0	0	0	160,000
Total		160,000	0	0	0	0	160,000

Prior Cost < 2016/17: 21,315,553

Future Cost > 2020/21: 0

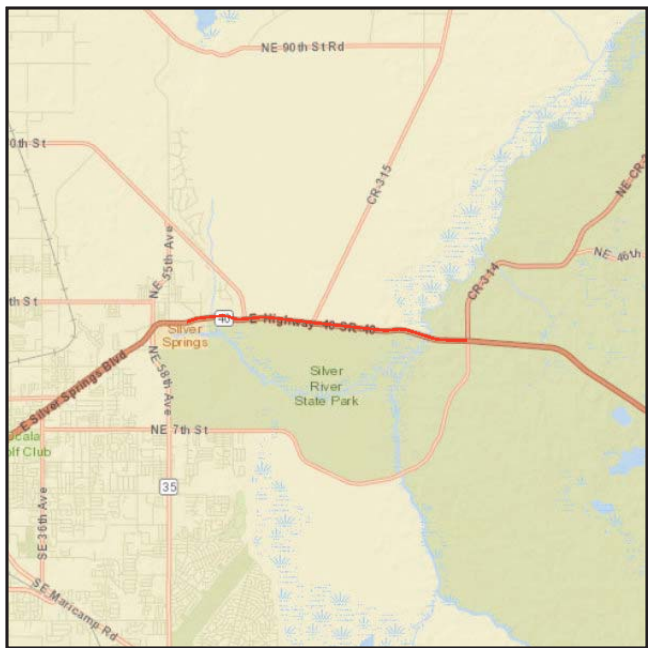
Total Project Cost: 21,475,553

Project Description: Capacity expansion project to widen SR 40 from two to four lanes. Construction has been recently completed. Remaining funds awaiting final dispensation.

SR 40

4106742

SIS



Work Summary: PRELIM ENG FOR FUTURE CAPACITY
From: END OF 4 LANES
To: TO CR 314
Lead Agency: FDOT
Length: 4.517 mi
LRTP #: PAGE 3-2

Phase	Fund Source	2016/17	2017/18	2018/19	2019/20	2020/21	Total
ENV	ACSN	1,163,794	0	0	0	0	1,163,794
ROW	SN	214,500	2,971,020	200,000	114,250	0	3,499,770
ROW	SL	410,300	309	219,919	1,362,424	0	1,992,952
PE	SL	0	700,000	0	0	0	700,000
ROW	DDR	0	0	2,944,061	0	0	2,944,061
ROW	DIH	0	0	49,744	0	0	49,744
CST	DI	0	0	0	11,100,000	0	11,100,000
CST	SA	0	0	0	555,000	0	555,000
CST	ACNP	0	0	0	96,113,995	0	96,113,995
Total		1,788,594	3,671,329	3,413,724	109,245,669	0	118,119,316

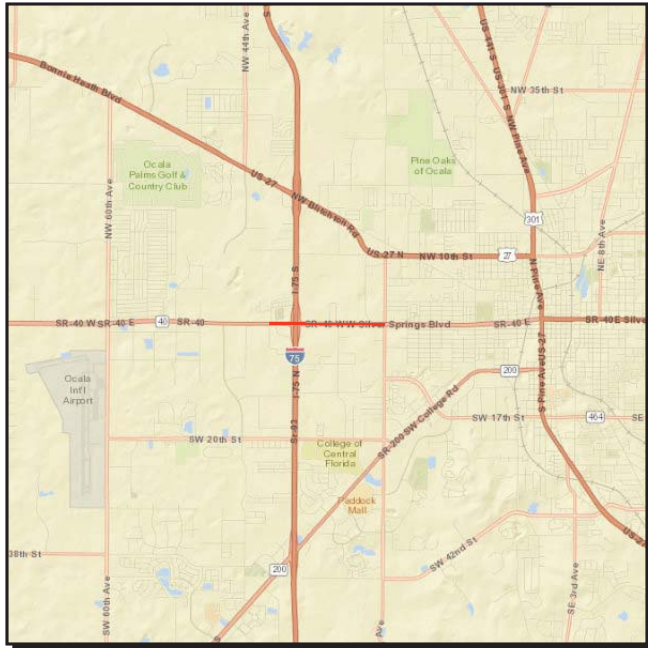
Prior Cost < 2016/17: 6,577,170

Future Cost > 2020/21: 0

Total Project Cost: 124,696,486

Project Description: Capacity expansion project to widen SR 40 from two to four lanes. (Priority Project #13)

SR 40 **4336521** **Non-SIS**



Work Summary: INTERCHANGE IMPROVEMENT
From: SW 27TH AVENUE
To: SW 40TH AVENUE
Lead Agency: FDOT
Length: 1.337 MI
LRTP #: PAGE 5-2

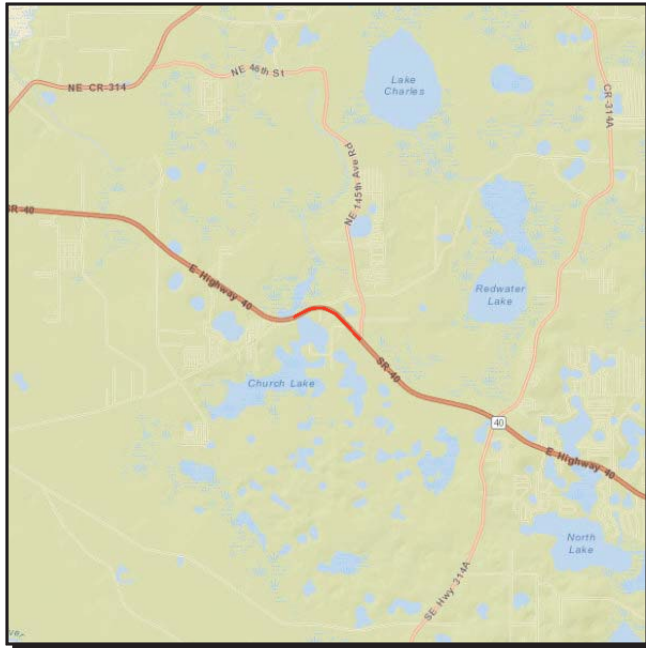
Phase	Fund Source	2016/17	2017/18	2018/19	2019/20	2020/21	Total
ROW	DIH	0	80,000	47,308	0	0	127,308
ROW	SL	0	3,420,000	4,107,706	0	0	7,527,706
Total		0	3,500,000	4,155,014	0	0	7,655,014

Prior Cost < 2016/17: 1,939,912
Future Cost > 2020/21: 0
Total Project Cost: 9,594,926
Project Description: Upgrade existing interchange including additional turn-lanes. (Priority Project #10)

SR 40

4344081

SIS



Work Summary: RESURFACING
From: E OF NE 10TH ST
To: E OF NE 145TH AVE RD
Lead Agency: FDOT
Length: 1.037
LRTP #: Goal 6: Objective 3 - Page 2-11

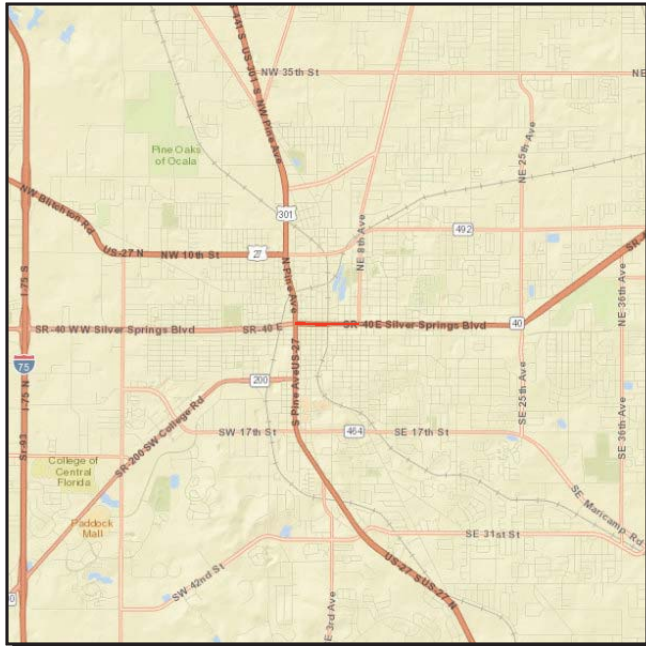
Phase	Fund Source	2016/17	2017/18	2018/19	2019/20	2020/21	Total
CST	DIH	0	87,709	0	0	0	87,709
CST	SA	0	11,362	0	0	0	11,362
CST	DDR	0	78,975	0	0	0	78,975
CST	NHRE	0	798,434	0	0	0	798,434
Total		0	976,480	0	0	0	976,480

Prior Cost < 2016/17: 345,000
Future Cost > 2020/21: 0
Total Project Cost: 1,321,480
Project Description: Routine resurfacing.

SR 40 DOWNTOWN OCALA

4319351

Non-SIS



Work Summary: SIDEWALK

From: US 441

To: NE 8TH AVE

Lead Agency: FDOT

Length: 0.633 mi

LRTP #: GOAL 1: Objective 2 -
Page 2-8

Phase	Fund Source	2016/17	2017/18	2018/19	2019/20	2020/21	Total
PE	DDR	751,401	0	0	0	0	751,401
PE	TALT	58,988	0	0	0	0	58,988
PE	TALL	133,244	0	0	0	0	133,244
Total		943,633	0	0	0	0	943,633

Prior Cost < 2016/17: 10,000

Future Cost > 2020/21: 0

Total Project Cost: 953,633

Project Description: Project will enhance pedestrian accessibility/facilities on the SR 40 corridor in and near the City of Ocala Central Business District. Intersection improvements at selected locations are also alternatives for this project.(Priority Project #5)

SR 40 INTERSECTION IMPROVEMENTS

4354922

Non-SIS



Work Summary: INTERSECTION IMPROVEMENT
From: AT MARTIN LUTHER KING BLVD.
To:
Lead Agency: City of Ocala
Length: .002
LRTP #: GOAL 6: Page 2-11

Phase	Fund Source	2016/17	2017/18	2018/19	2019/20	2020/21	Total
CST	LF	4,577	0	0	0	0	4,577
CST	DIH	10,000	0	0	0	0	10,000
CST	DDR	774,395	0	0	0	0	774,395
Total		788,972	0	0	0	0	788,972

Prior Cost < 2016/17: 0

Future Cost > 2020/21: 0

Total Project Cost: 788,972

Project Description: Intersection improvements include repaving, burying utilities and concrete stamping to create west side gateway feature into the City of Ocala.

SR 464

4385541

Non-SIS

Work Summary: RAIL SAFETY PROJECT **From:** FNR XING #627218-E
To:
Lead Agency: FDOT **Length:** .002
LRTP #: Goal 6: Objective 3 - Page 2-11



Phase	Fund Source	2016/17	2017/18	2018/19	2019/20	2020/21	Total
RRU	RHP	326,200	0	0	0	0	326,200
Total		326,200	0	0	0	0	326,200

Prior Cost < 2016/17: 0

Future Cost > 2020/21: 0

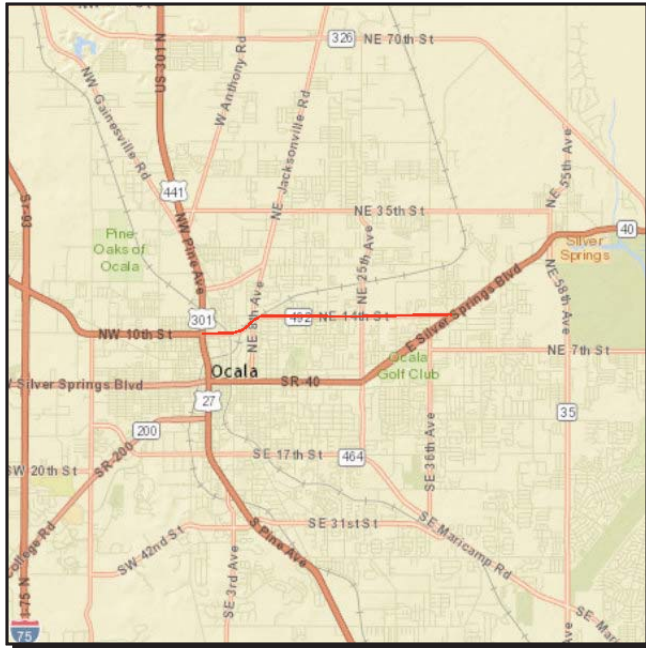
Total Project Cost: 326,200

Project Description: At-grade rail crossing improvements. Replace/Upgrade signalization, cabinets and rehabilitate crossing surface.

SR 492

4306551

Non-SIS



Work Summary: RESURFACING **From:** US 441
To: SR 40
Lead Agency: FDOT **Length:** 3.737
LRTP #: Goal 6: Objective 3 - Page 2-11

Phase	Fund Source	2016/17	2017/18	2018/19	2019/20	2020/21	Total
CST	DIH	0	68,972	0	0	0	68,972
CST	DDR	0	2,771,063	0	0	0	2,771,063
CST	NHRE	0	1,885,539	0	0	0	1,885,539
Total		0	4,725,574	0	0	0	4,725,574

Prior Cost < 2016/17: 275,000
Future Cost > 2020/21: 0
Total Project Cost: 5,000,574
Project Description: Routine resurfacing.

SR 492

4385521

Non-SIS

Work Summary: RAIL SAFETY PROJECT **From:** FNR XING #627192-E

To:

Lead Agency: FDOT

Length: .002

LRTP #: Goal 6: Objective 3 -
Page 2-11

No Map
Available

Phase	Fund Source	2016/17	2017/18	2018/19	2019/20	2020/21	Total
RRU	RHP	268,703	0	0	0	0	268,703
Total		268,703	0	0	0	0	268,703

Prior Cost < 2016/17: 0

Future Cost > 2020/21: 0

Total Project Cost: 268,703

Project Description: At-grade rail crossing improvements. Replace/Upgrade signalization, cabinets and rehabilitate crossing surface.

SW 44TH AVENUE

4355471

Non-SIS

Work Summary: NEW ROAD CONSTRUCTION
From: SR 200
To: SW 32ND ST
Lead Agency: City of Ocala
Length: .000
LRTP #: Goal 2: Page 2-9



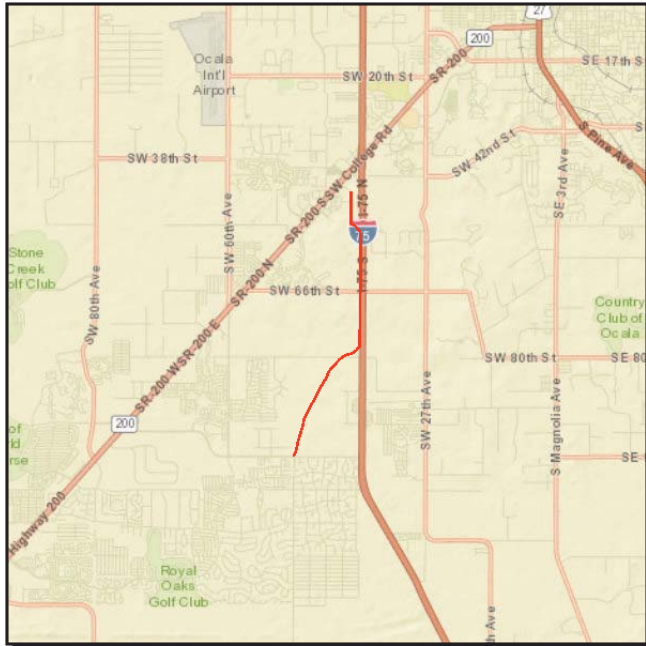
Phase	Fund Source	2016/17	2017/18	2018/19	2019/20	2020/21	Total
CST	LF	0	0	1,553,699	0	0	1,553,699
CST	SL	0	0	2,874,301	0	0	2,874,301
Total		0	0	4,428,000	0	0	4,428,000

Prior Cost < 2016/17: 0
Future Cost > 2020/21: 0
Total Project Cost: 4,428,000
Project Description: Construct new 4-lane corridor with bicycle lanes and sidewalks.

SW 49TH AVENUE

4355491

Non-SIS



Work Summary: NEW ROAD CONSTRUCTION
From: SW 42ND ST
To: SW 95TH ST
Lead Agency: Marion County
Length: .000
LRTP #: PAGE 3-2

Phase	Fund Source	2016/17	2017/18	2018/19	2019/20	2020/21	Total
CST	LF	0	0	8,889,779	0	0	8,889,779
CST	CIGP	0	0	7,400,221	0	0	7,400,221
Total		0	0	16,290,000	0	0	16,290,000

Prior Cost < 2016/17: 0

Future Cost > 2020/21: 0

Total Project Cost: 16,290,000

Project Description: Construct a new four-lane, divided roadway with sidewalks and bicycle lanes.

US 27

4373391

SIS

Work Summary: RESURFACING **From:** LEVY COUNTY LINE

To: CR 326

Lead Agency: FDOT

Length: 6.683

LRTP #: Goal 6: Objective - Page 2-11



Phase	Fund Source	2016/17	2017/18	2018/19	2019/20	2020/21	Total
PE	DIH	20,000	0	0	0	0	20,000
PE	DDR	340,000	0	0	0	0	340,000
CST	DS	0	0	36,788	0	0	36,788
CST	DDR	0	0	7,552,225	0	0	7,552,225
Total		360,000	0	7,589,013	0	0	7,949,013

Prior Cost < 2016/17: 10,000

Future Cost > 2020/21: 0

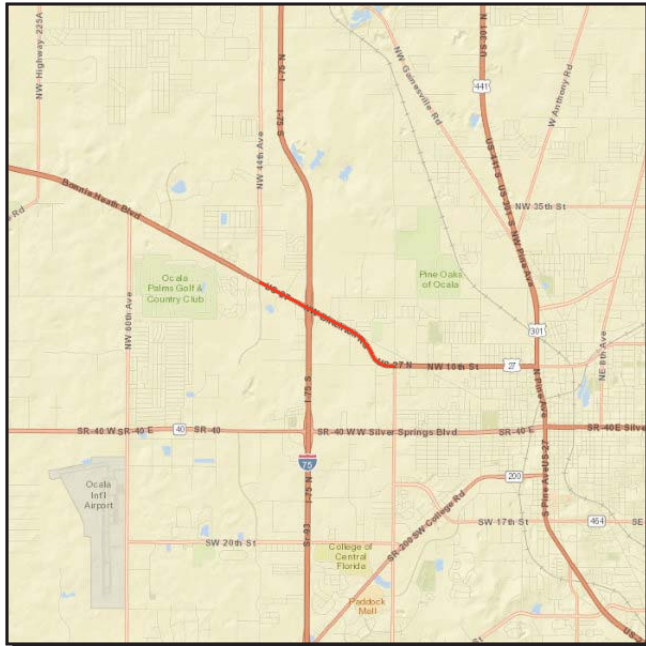
Total Project Cost: 7,959,013

Project Description: Routine resurfacing.

US 27

4336801

SIS

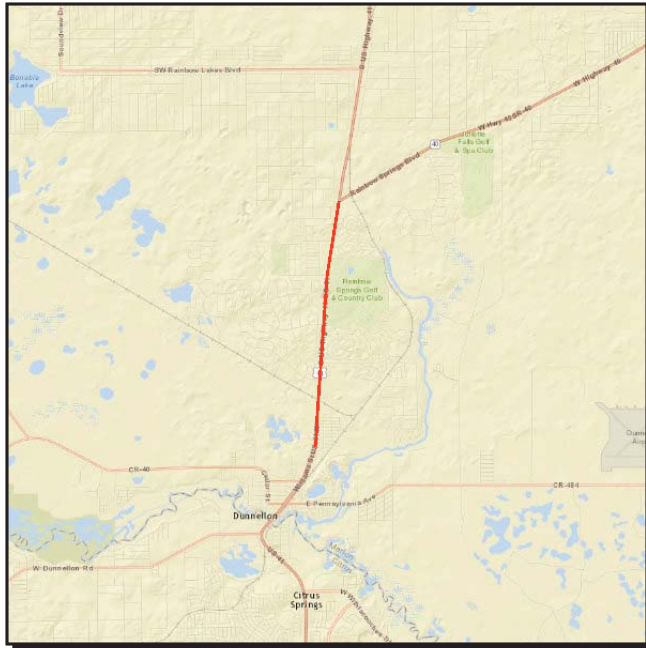


Work Summary: PD&E/EMO STUDY **From:** NW 44TH AVE
To: NW 27TH AVE
Lead Agency: FDOT **Length:** 1.845
LRTP #: PAGE 5-5

Phase	Fund Source	2016/17	2017/18	2018/19	2019/20	2020/21	Total
PDE	SA	0	5,000	0	0	0	5,000
PDE	SL	0	1,000,000	0	0	0	1,000,000
Total		0	1,005,000	0	0	0	1,005,000

Prior Cost < 2016/17: 0
Future Cost > 2020/21: 0
Total Project Cost: 1,005,000
Project Description: Widen from four-lanes to six-lanes.

US 41 **2386481** **Non-SIS**



Work Summary: ADD LANES & RECONSTRUCT
From: SW 111TH PLACE LANE
To: SR 40
Lead Agency: FDOT
Length: 3.585 mi
LRTP #: PAGE 3-2

Phase	Fund Source	2016/17	2017/18	2018/19	2019/20	2020/21	Total
PE	DDR	700,000	0	0	0	0	700,000
ROW	DDR	5,638,310	4,492,419	0	0	0	10,130,729
ROW	DS	0	501,899	0	0	0	501,899
CST	DIH	0	0	54,100	0	0	54,100
CST	CM	0	0	239,547	0	0	239,547
CST	DDR	0	0	32,417,738	0	0	32,417,738
Total		6,338,310	4,994,318	32,711,385	0	0	44,044,013

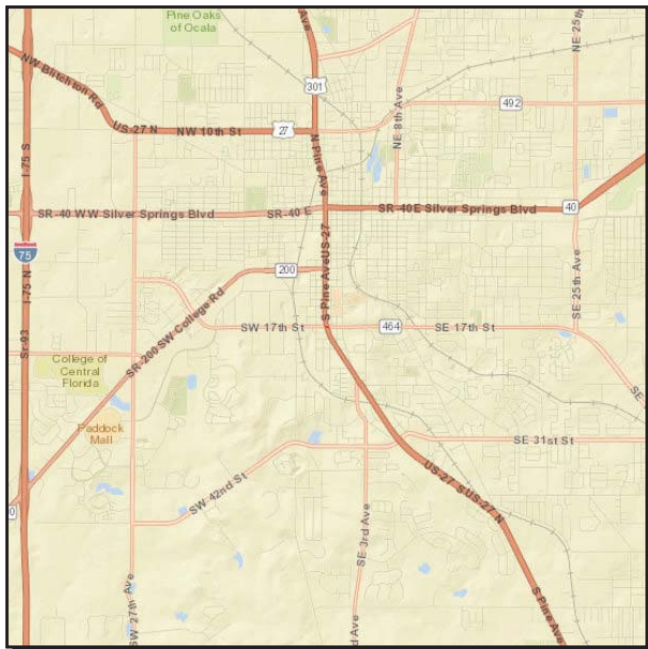
Prior Cost < 2016/17: 15,819,548

Future Cost > 2020/21: 0

Total Project Cost: 59,863,561

Project Description: Capacity expansion project to widen the US 41 corridor from two to four-lanes. (Priority Project #8)

US 441 **4336601** **Non-SIS**



Work Summary: TRAFFIC OPS IMPROVEMENT
From: AT SR 464
To:
Lead Agency: FDOT
Length: .001 MI
LRTP #: Goal 6: Objective 1 - Page 2-11

Phase	Fund Source	2016/17	2017/18	2018/19	2019/20	2020/21	Total
ROW	DIH	0	0	43,709	0	0	43,709
ROW	DDR	0	0	668,224	0	0	668,224
Total		0	0	711,933	0	0	711,933

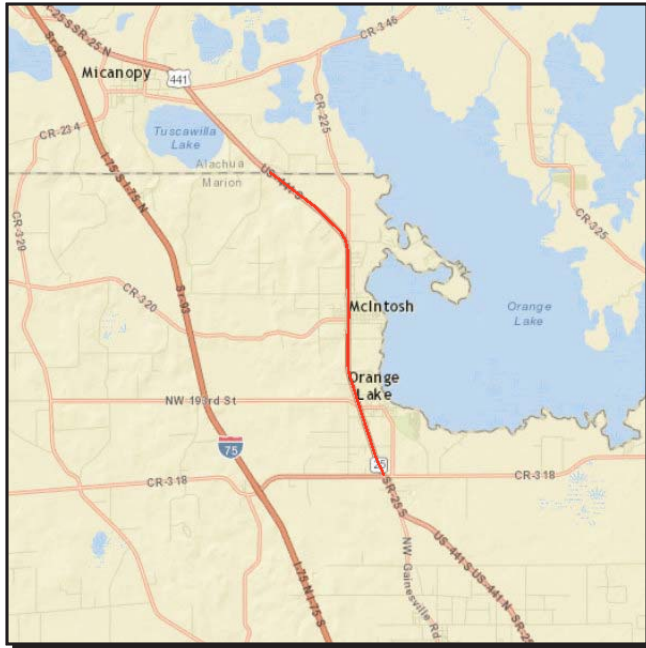
Prior Cost < 2016/17: 770,844

Future Cost > 2020/21: 0

Total Project Cost: 1,482,777

Project Description: Operational improvements to include the addition of an added NB left-turn lane and a modified NB right-turn lane. (Priority Project #3)

US 441 **4363711** **Non-SIS**



Work Summary: SIGNING/PAVEMENT MARKINGS **From:** S of CR 318

To: ALACHUA CL

Lead Agency: FDOT

LRTP #: GOAL 3: Objective 2 - Page 2-9

Phase	Fund Source	2016/17	2017/18	2018/19	2019/20	2020/21	Total
CST	DDR	0	5,265	0	0	0	5,265
CST	HSP	0	283,127	0	0	0	283,127
Total		0	288,392	0	0	0	288,392

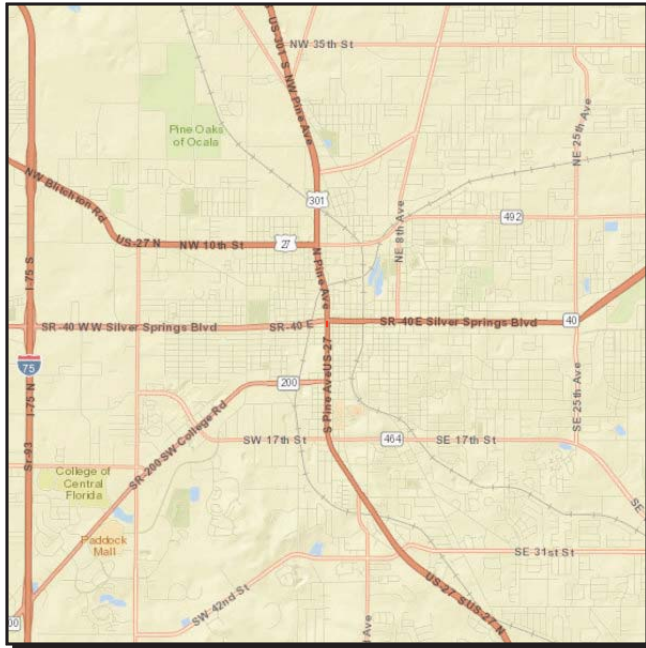
Prior Cost < 2016/17: 107,000

Future Cost > 2020/21: 0

Total Project Cost: 395,392

Project Description: Install audible warning systems along the interior and exterior travel lane border lines to mitigate roadway departure crashes. (Type of audible warning systems is yet to be determined. (Adhesive pucks, ground in strips, etc.)

US 441 **4336611** **Non-SIS**



Work Summary: TRAFFIC OPS IMPROVEMENT
From: SR 40
To: SR 40A
Lead Agency: FDOT
Length: .055 MI
LRTP #: Goal 6: Objective 1 - Page 2-11

Phase	Fund Source	2016/17	2017/18	2018/19	2019/20	2020/21	Total
ROW	DIH	0	0	54,636	0	0	54,636
ROW	DDR	0	0	389,604	331,419	0	721,023
CST	SL	0	0	0	0	1,730,874	1,730,874
Total		0	0	444,240	331,419	1,730,874	2,506,533

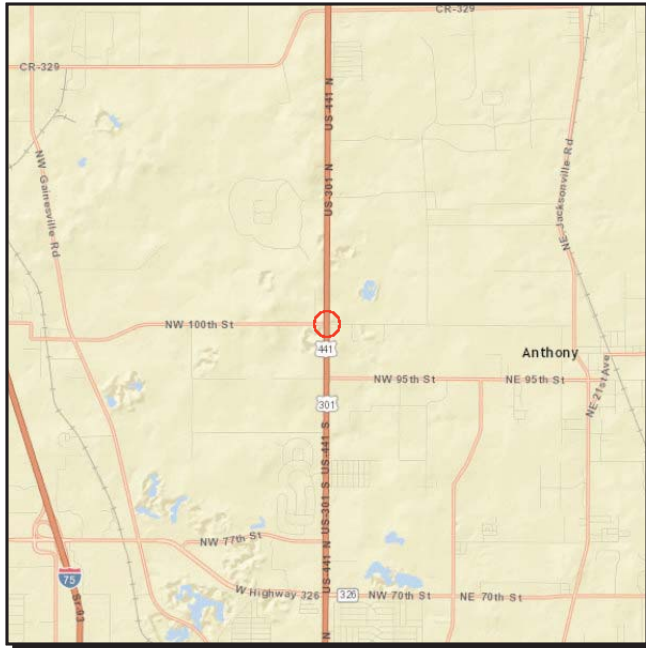
Prior Cost < 2016/17: 650,177

Future Cost > 2020/21: 0

Total Project Cost: 3,156,710

Project Description: Extend NB left-turn queue south Broadway Street to increase storage capacity. (Priority Project #2)

US 441 **4355401** **Non-SIS**



Work Summary: INTERSECTION IMPROVEMENT
From: AT NW 100TH ST
To:
Lead Agency: Marion County
Length: .252 MI
LRTP #: GOAL 3: Objective 2 - Page 2-9

Phase	Fund Source	2016/17	2017/18	2018/19	2019/20	2020/21	Total
CST	SL	0	0	2,677,821	0	0	2,677,821
CST	SA	0	0	196,480	0	0	196,480
Total		0	0	2,874,301	0	0	2,874,301

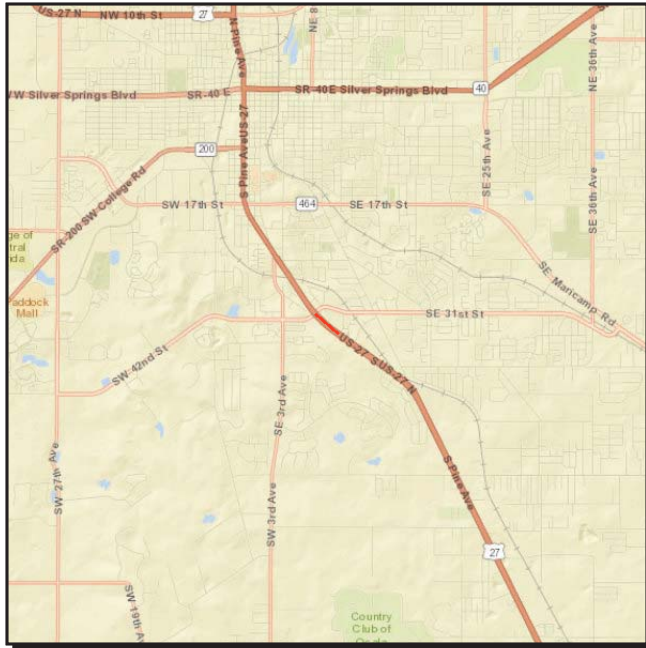
Prior Cost < 2016/17: 0

Future Cost > 2020/21: 0

Total Project Cost: 2,874,301

Project Description: Line-of-sight restrictions at this location create significant safety hazards at this intersection. This project will address these hazards by lowering the grade of the crest of the hill on US 441 and removing foliage adjacent to the corridor.

US 441 **4356661** **Non-SIS**



Work Summary: DRAINAGE IMPROVEMENTS
From: SE 10TH AVE
To: SE 31ST ST
Lead Agency: FDOT
Length: .289
LRTP #: Goal 6: Objective 1 - Page 2-11

Phase	Fund Source	2016/17	2017/18	2018/19	2019/20	2020/21	Total
CST	DIH	0	101,870	0	0	0	101,870
CST	DDR	0	887,146	0	0	0	887,146
Total		0	989,016	0	0	0	989,016

Prior Cost < 2016/17: 555,405

Future Cost > 2020/21: 0

Total Project Cost: 1,544,421

Project Description: Upgrade existing drainage systems on the US 441 corridor.

Section 2 - TPO Funding

Phase	Fund Source	2016/17	2017/18	2018/19	2019/20	2020/21	Total
OCALA/MARION UPWP FROM FY 2010/FY 2011 TO FY 2013/FY 2014 - 4179601							*Non-SIS*
TRANSPORTATION PLANNING							
Responsible Agency: Ocala/Marion TPO							
PLN	PL	0	464,304	464,304	464,304	464,304	1,857,216
Total		0	464,304	464,304	464,304	464,304	1,857,216
<i>Prior Cost < 2016/17</i>		<i>3,876,936</i>	<i>Future Cost > 2020/21</i>		<i>0</i>	<i>Total Project Cost</i>	<i>5,734,152</i>
OCALA/MARION URBAN AREA FY 2016/2017-2017/2018 UPWP - 4393311							*Non-SIS*
TRANSPORTATION PLANNING							
Length: .000							
Responsible Agency: Ocala/Marion TPO							
PLN	PL	464,304	0	0	0	0	464,304
Total		464,304	0	0	0	0	464,304
<i>Prior Cost < 2016/17</i>		<i>0</i>	<i>Future Cost > 2020/21</i>		<i>0</i>	<i>Total Project Cost</i>	<i>464,304</i>
TPO PLANNING STUDIES FROM TO SECTION 5303 - 4314011							*Non-SIS*
PTO STUDIES							
Responsible Agency: Ocala/Marion TPO							
PLN	DU	78,579	59,902	59,902	61,699	67,566	327,648
PLN	DPTO	9,822	7,487	7,487	8,199	8,932	41,927
PLN	LF	9,822	7,487	7,487	8,199	8,932	41,927
Total		98,223	74,876	74,876	78,097	85,430	411,502
<i>Prior Cost < 2016/17</i>		<i>0</i>	<i>Future Cost > 2020/21</i>		<i>0</i>	<i>Total Project Cost</i>	<i>411,502</i>

Section 3 - Countywide

Phase	Fund Source	2016/17	2017/18	2018/19	2019/20	2020/21	Total
ASPHALT RESURFACING AT VARIOUS LOCATIONS - 4233912							*Non-SIS*
ROUTINE MAINTENANCE CONTRACTS							
Responsible Agency: FDOT							
MNT	D	679,000	0	0	0	0	679,000
Total		679,000	0	0	0	0	679,000
<i>Prior Cost < 2016/17</i>		<i>1,493,160</i>	<i>Future Cost > 2020/21</i>		<i>0</i>	<i>Total Project Cost</i>	<i>2,172,160</i>

LIGHTING AGREEMENTS AT DDR FUNDS - 4136153							*Non-SIS*
LIGHTING							
Responsible Agency: FDOT							
MNT	D	342,672	352,955	363,344	374,456	385,691	1,819,118
Total		342,672	352,955	363,344	374,456	385,691	1,819,118
<i>Prior Cost < 2016/17</i>		<i>3,169,387</i>	<i>Future Cost > 2020/21</i>		<i>0</i>	<i>Total Project Cost</i>	<i>4,988,505</i>

PAVEMENT MARKINGS - AT THERMOPLASTIC AND RPM'S - 4291821							*Non-SIS*
ROUTINE MAINTENANCE CONTRACTS							
Responsible Agency: FDOT							
MNT	D	600,000	600,000	600,000	600,000	0	2,400,000
Total		600,000	600,000	600,000	600,000	0	2,400,000
<i>Prior Cost < 2016/17</i>		<i>2,842,200</i>	<i>Future Cost > 2020/21</i>		<i>0</i>	<i>Total Project Cost</i>	<i>5,242,200</i>

Phase	Fund Source	2016/17	2017/18	2018/19	2019/20	2020/21	Total
PERFORMANCE AESTHETICS - 4278392							*Non-SIS*
ROUTINE MAINTENANCE CONTRACTS							Length: .000
Responsible Agency: FDOT							
MNT	D	517,000	517,000	1,498,500	740,000	740,000	4,012,500
Total		517,000	517,000	1,498,500	740,000	740,000	4,012,500
<i>Prior Cost < 2016/17</i>		<i>2,277,500</i>	<i>Future Cost > 2020/21</i>		<i>0</i>	<i>Total Project Cost</i>	<i>6,290,000</i>
PRIMARY IN HOUSE AT VARIOUS ROADWAYS - 4181071							*Non-SIS*
ROUTINE MAINTENANCE CONTRACTS							
Responsible Agency: FDOT							
MNT	D	1,727,867	1,723,360	1,717,734	1,717,734	1,781,973	8,668,668
Total		1,727,867	1,723,360	1,717,734	1,717,734	1,781,973	8,668,668
<i>Prior Cost < 2016/17</i>		<i>25,786,835</i>	<i>Future Cost > 2020/21</i>		<i>0</i>	<i>Total Project Cost</i>	<i>34,455,503</i>
TRAFFIC SIGNALIZATION AT VARIOUS LOCATIONS - 4130194							*Non-SIS*
ROUTINE MAINTENANCE CONTRACTS							
Responsible Agency: FDOT							
OPS	DDR	350,493	358,335	351,548	351,548	0	1,411,924
Total		350,493	358,335	351,548	351,548	0	1,411,924
<i>Prior Cost < 2016/17</i>		<i>3,003,082</i>	<i>Future Cost > 2020/21</i>		<i>0</i>	<i>Total Project Cost</i>	<i>4,415,006</i>

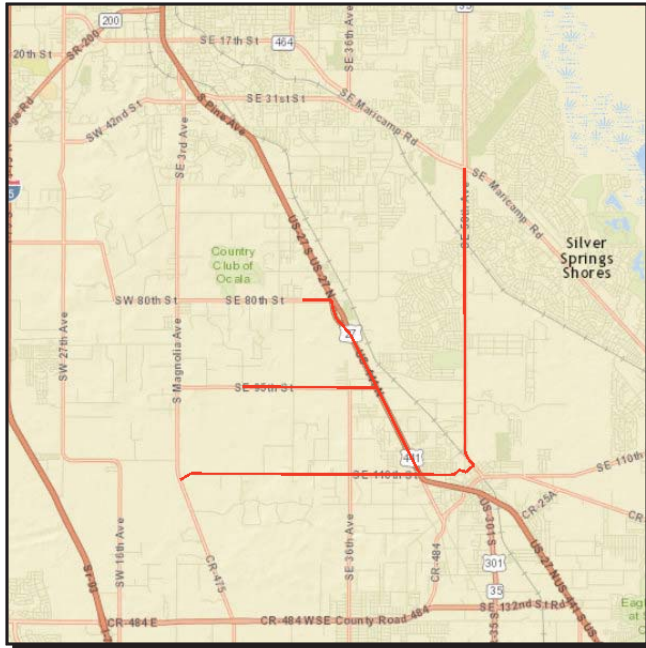
Phase	Fund Source	2016/17	2017/18	2018/19	2019/20	2020/21	Total
UNPAVED SHOULDER REPAIR - 4291781							<i>*Non-SIS*</i>
ROUTINE MAINTENANCE CONTRACTS		LRTP No: Objective					
Responsible Agency: FDOT							
MNT	D	743,095	0	0	0	0	743,095
Total		743,095	0	0	0	0	743,095
<i>Prior Cost < 2016/17</i>		<i>558,852</i>	<i>Future Cost > 2020/21</i>		<i>0</i>	<i>Total Project Cost</i>	<i>1,301,947</i>

Section 4 - Bike / Ped Projects

BELLEVUE TO GREENWAY TRAIL

4371901

Non-SIS



Work Summary: BIKE PATH
From: LAKE LILLIAN PARK
To: GREENWAY TRAILS
Lead Agency: TPO
Length: .000
LRTP #: GOAL 1: Objective 2 - Page 2-8

Phase	Fund Source	2016/17	2017/18	2018/19	2019/20	2020/21	Total
PLN	TALT	0	75,000	0	0	0	75,000
Total		0	75,000	0	0	0	75,000

Prior Cost < 2016/17: 0

Future Cost > 2020/21: 0

Total Project Cost: 75,000

Project Description: Conduct analysis to identify the best route for connection from Lake Lillian Park to the Cross Florida Greenway.

CITYWIDE SIDEWALK IMPROVEMENTS

4363751

Non-SIS

Work Summary: SIDEWALK

From:

To:

Lead Agency: City of Ocala

Length: .000

LRTP #: GOAL 1: Objective 2 -
Page 2-8

No Map
Available

Phase	Fund Source	2016/17	2017/18	2018/19	2019/20	2020/21	Total
CST	TALT	0	0	0	0	772,000	772,000
CST	LF	0	0	0	0	103,226	103,226
Total		0	0	0	0	875,226	875,226

Prior Cost < 2016/17: 0

Future Cost > 2020/21: 0

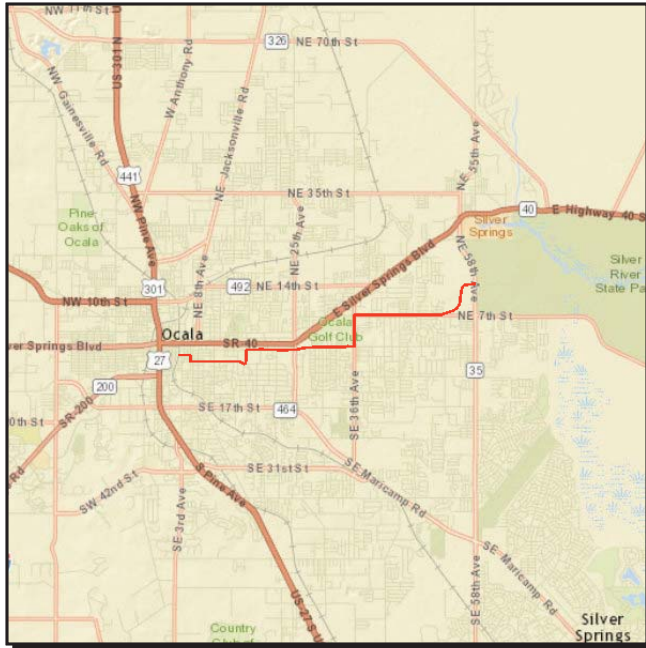
Total Project Cost: 875,226

Project Description: Downtown sidewalk construction (Various locations).

DOWNTOWN OCALA TO SILVER SPRINGS TRAIL

4367561

Non-SIS



Work Summary: BIKE PATH
From: OSCEOLA AVE
To: SILVER SPRINGS STATE PARK
Lead Agency: City of Ocala
Length: .000
LRTP #: GOAL 1: Objective 2 - Page 2-8

Phase	Fund Source	2016/17	2017/18	2018/19	2019/20	2020/21	Total
PE	TALL	0	0	0	253,000	0	253,000
Total		0	0	0	253,000	0	253,000

Prior Cost < 2016/17: 0

Future Cost > 2020/21: 0

Total Project Cost: 253,000

Project Description: Construct/designate an eight to twelve-foot multi-use path from Osceola Avenue to Silver Springs State Park.

INDIAN LAKE TRAIL FROM SILVER SPRINGS STATE PARK TO

4367551

Non-SIS



Work Summary: BIKE PATH **From:** SILVER SPRINGS PARK
To: INDIAN LAKE PARK
Lead Agency: Marion County **Length:** .000
LRTP #: GOAL 1: Objective 2 -
 Page 2-8

Phase	Fund Source	2016/17	2017/18	2018/19	2019/20	2020/21	Total
PE	TALL	0	0	155,000	0	0	155,000
Total		0	0	155,000	0	0	155,000

Prior Cost < 2016/17: 0

Future Cost > 2020/21: 0

Total Project Cost: 155,000

Project Description: Construct approximately five miles of twelve-foot wide multi-use path from Silver Springs State Park north to Indian Lakes Park.

LEGACY ELEMENTARY SCHOOL SIDEWALKS

4364743

Non-SIS



Work Summary: SIDEWALK **From:** CHESTNUT RD, LARCH RD, JUNIPER RD & SE 79TH ST

To:

Lead Agency: Managed by MARION COUNTY

Length: .000

LRTP #: Goal 1 & 3: Page 2-8 & 2-9

Phase	Fund Source	2016/17	2017/18	2018/19	2019/20	2020/21	Total
CST	TALT	0	1,441,659	0	0	0	1,441,659
Total		0	1,441,659	0	0	0	1,441,659

Prior Cost < 2016/17: 0

Future Cost > 2020/21: 0

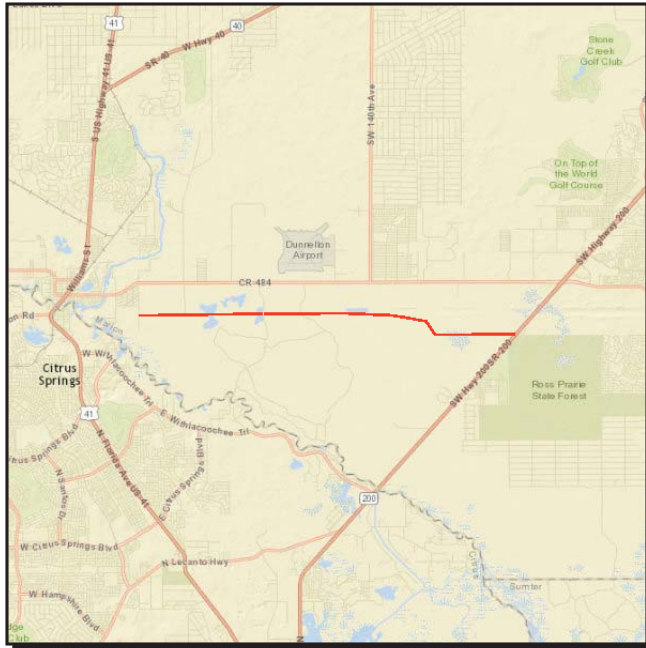
Total Project Cost: 1,441,659

Project Description: Construct sidewalks Larch Road and SE 79th Street. Complete construction on sidewalks on Chestnut Road and Juniper Road.

PRUITT TRAIL

4354841

Non-SIS



Work Summary: BIKE PATH
From: WITHLACOOCHEE BRIDGE TRAIL AT BRIDGES ROAD
To: SR 200
Lead Agency: Marion County
Length: .000
LRTP #: GOAL 1: Objective 2 - Page 2-8

Phase	Fund Source	2016/17	2017/18	2018/19	2019/20	2020/21	Total
CST	TALT	0	0	0	0	3,710,000	3,710,000
Total		0	0	0	0	3,710,000	3,710,000

Prior Cost < 2016/17: 467,500

Future Cost > 2020/21: 0

Total Project Cost: 4,177,500

Project Description: Construct a twelve-foot wide paved multi-use path from SR 200 to the Bridges Road Trailhead.

SADDLEWOOD ELEMENTARY SIDEWALK IMPROVEMENTS

4364742

Non-SIS



Work Summary: SIDEWALK **From:** SW 43RD CT
To: SW 44TH AVE
Lead Agency: Managed by MARION COUNTY **Length:** .000
LRTP #: Goal 1 & 3: Page 2-8 & 2-9

Phase	Fund Source	2016/17	2017/18	2018/19	2019/20	2020/21	Total
CST	TALL	0	0	317,096	0	0	317,096
Total		0	0	317,096	0	0	317,096

Prior Cost < 2016/17: 0

Future Cost > 2020/21: 0

Total Project Cost: 317,096

Project Description: Construct five-foot wide sidewalks from the Fore Ranch Community to Saddlewood Elementary School.

SILVER SPRINGS BIKEWAY

4354861

Non-SIS



Work Summary: BIKE PATH
From: SILVER SPRINGS STATE PARK
To: SE 64TH AVE RD
Lead Agency: Marion County
Length: .000
LRTP #: GOAL 1: Objective 2 - Page 2-8

Phase	Fund Source	2016/17	2017/18	2018/19	2019/20	2020/21	Total
CST	TALT	0	2,682,648	0	0	0	2,682,648
CST	SL	0	1,000,000	0	0	0	1,000,000
CST	TALL	0	792,396	0	0	0	792,396
CST	SA	0	5,000	0	0	0	5,000
Total		0	4,480,044	0	0	0	4,480,044

Prior Cost < 2016/17: 525,000

Future Cost > 2020/21: 0

Total Project Cost: 5,005,044

Project Description: Construct a twelve-foot paved multi-use path from Silver Springs State Park to CR 42 along the Ocklawaha River, primarily along the existing levy system.

SR 40 (BLACK BEAR TRAIL)

4363601

Non-SIS



Work Summary: BIKE PATH

From: SE 183RD AVENUE ROAD

To: US 17 (VOLUSIA COUNTY)

Lead Agency: FDOT

Length: Approx. 27 Miles

LRTP #: GOAL 1: Objective 2 -
Page 2-8

Phase	Fund Source	2016/17	2017/18	2018/19	2019/20	2020/21	Total
PDE	SA	0	0	0	1,100,000	0	1,100,000
Total		0	0	0	1,100,000	0	1,100,000

Prior Cost < 2016/17: 0

Future Cost > 2020/21: 0

Total Project Cost: 1,100,000

Project Description: The Black Bear Trail will be a twelve foot wide multi-use path that generally parallels SR 40 from SE 183rd Avenue Road (Levy Hammock Road) in Marion County, through Lake County, to US 17 in Volusia County.

Section 5 - Aviation Projects

Phase	Fund Source	2016/17	2017/18	2018/19	2019/20	2020/21	Total
MARION COUNTY AIRPORT - 4384231							*Non-SIS*
AVIATION PRESERVATION PROJECT				LRTP No: Goal 1:		Length: .000	
Responsible Agency: Marion County							
CAP	DPTO	0	0	0	0	38,782	38,782
CAP	LF	0	0	0	0	9,696	9,696
CAP	FAA	0	0	0	0	436,300	436,300
Total		0	0	0	0	484,778	484,778
<i>Prior Cost < 2016/17</i>		<i>0</i>	<i>Future Cost > 2020/21</i>		<i>0</i>	<i>Total Project Cost</i>	<i>484,778</i>

MARION COUNTY AIRPORT - 4384251							*Non-SIS*
AVIATION SAFETY PROJECT				LRTP No: Goal 1:		Length: .000	
Responsible Agency: Marion County							
CAP	DPTO	0	12,000	0	0	0	12,000
CAP	LF	0	3,000	0	0	0	3,000
CAP	FAA	0	135,000	0	0	0	135,000
Total		0	150,000	0	0	0	150,000
<i>Prior Cost < 2016/17</i>		<i>0</i>	<i>Future Cost > 2020/21</i>		<i>0</i>	<i>Total Project Cost</i>	<i>150,000</i>

MARION COUNTY AIRPORT AT HANGAR CONSTRUCTION - 4370111							*Non-SIS*
AVIATION REVENUE/OPERATIONAL				LRTP No: Goal 1:		Length: .000	
Responsible Agency: Marion County							
CAP	DPTO	880,000	0	0	0	0	880,000
CAP	LF	220,000	0	0	0	0	220,000
Total		1,100,000	0	0	0	0	1,100,000
<i>Prior Cost < 2016/17</i>		<i>0</i>	<i>Future Cost > 2020/21</i>		<i>0</i>	<i>Total Project Cost</i>	<i>1,100,000</i>

Phase	Fund Source	2016/17	2017/18	2018/19	2019/20	2020/21	Total
MARION COUNTY AIRPORT AT CONSTRUCT AIRCRAFT PARKING APRON - 4384281							*Non-SIS*
AVIATION CAPACITY PROJECT					L RTP No: Goal 1:	Length: .000	
Responsible Agency: Marion County							
CAP	DPTO	0	524,774	0	0	0	524,774
CAP	LF	0	131,193	0	0	0	131,193
Total		0	655,967	0	0	0	655,967
<i>Prior Cost < 2016/17</i>		<i>0</i>	<i>Future Cost > 2020/21</i>	<i>0</i>	<i>Total Project Cost</i>		<i>655,967</i>

MARION COUNTY AIRPORT FROM AIRCRAFT PARKING APRON TO PHASE II - 4315491							*Non-SIS*
AVIATION CAPACITY PROJECT					L RTP No: Goal 1:		
Responsible Agency: Marion County							
CAP	DPTO	0	19,774	0	0	0	19,774
CAP	LF	0	3,628	0	0	0	3,628
CAP	FAA	0	163,265	0	0	0	163,265
Total		0	186,667	0	0	0	186,667
<i>Prior Cost < 2016/17</i>		<i>0</i>	<i>Future Cost > 2020/21</i>	<i>0</i>	<i>Total Project Cost</i>		<i>186,667</i>

MARION COUNTY AIRPORT AT OVERLAY RUNWAY 9/27 - 4384171							*Non-SIS*
AVIATION PRESERVATION PROJECT					L RTP No: Goal 1:	Length: .000	
Responsible Agency: Marion County							
CAP	DPTO	0	0	0	0	261,019	261,019
CAP	LF	0	0	0	0	65,255	65,255
Total		0	0	0	0	326,274	326,274
<i>Prior Cost < 2016/17</i>		<i>0</i>	<i>Future Cost > 2020/21</i>	<i>0</i>	<i>Total Project Cost</i>		<i>326,274</i>

Phase	Fund Source	2016/17	2017/18	2018/19	2019/20	2020/21	Total
MARION COUNTY AIRPORT AT FUEL STORAGE AREA - 4384321							*Non-SIS*
AVIATION REVENUE/OPERATIONAL					LRTP No: Goal 1:	Length: .000	
Responsible Agency: Marion County							
CAP	DPTO	0	167,200	0	0	0	167,200
CAP	LF	0	41,800	0	0	0	41,800
Total		0	209,000	0	0	0	209,000
<i>Prior Cost < 2016/17</i>		<i>0</i>	<i>Future Cost > 2020/21</i>	<i>0</i>	<i>Total Project Cost</i>		<i>209,000</i>

MARION COUNTY AIRPORT AT PARALLEL TAXIWAY TO RUNWAY 5-23 - 4370241							*Non-SIS*
AVIATION SAFETY PROJECT					LRTP No: Goal 1:	Length: .000	
Responsible Agency: Marion County							
CAP	DPTO	0	13,600	185,190	0	0	198,790
CAP	LF	0	3,400	46,297	0	0	49,697
CAP	FAA	0	153,000	2,083,385	0	0	2,236,385
Total		0	170,000	2,314,872	0	0	2,484,872
<i>Prior Cost < 2016/17</i>		<i>0</i>	<i>Future Cost > 2020/21</i>	<i>0</i>	<i>Total Project Cost</i>		<i>2,484,872</i>

MARION COUNTY AIRPORT FROM LANDSIDE ACCESS & PARKING IMPROVEMENTS TO PHASE II - 4384271							*Non-SIS*
AVIATION REVENUE/OPERATIONAL					LRTP No: Goal 1:	Length: .000	
Responsible Agency: Marion County							
CAP	DPTO	0	0	0	0	247,098	247,098
CAP	LF	0	0	0	0	61,775	61,775
Total		0	0	0	0	308,873	308,873
<i>Prior Cost < 2016/17</i>		<i>0</i>	<i>Future Cost > 2020/21</i>	<i>0</i>	<i>Total Project Cost</i>		<i>308,873</i>

Phase	Fund Source	2016/17	2017/18	2018/19	2019/20	2020/21	Total
MARION COUNTY AIRPORT AT SECURITY IMPROVEMENTS - 4384331							*Non-SIS*
AVIATION SECURITY PROJECT					LRTP No: Goal 1:	Length: .000	
Responsible Agency: Marion County							
CAP	DPTO	0	0	0	93,573	0	93,573
CAP	LF	0	0	0	23,393	0	23,393
Total		0	0	0	116,966	0	116,966
<i>Prior Cost < 2016/17</i>		<i>0</i>	<i>Future Cost > 2020/21</i>	<i>0</i>	<i>Total Project Cost</i>		<i>116,966</i>
MARION-DUNNELLON AT LANDSIDE ACCESS & PARKING IMPROVEMENTS - 4384301							*Non-SIS*
AVIATION REVENUE/OPERATIONAL					LRTP No: Goal 1:	Length: .000	
Responsible Agency: Marion County							
CAP	DPTO	0	0	0	441,937	0	441,937
CAP	LF	0	0	0	110,484	0	110,484
Total		0	0	0	552,421	0	552,421
<i>Prior Cost < 2016/17</i>		<i>0</i>	<i>Future Cost > 2020/21</i>	<i>0</i>	<i>Total Project Cost</i>		<i>552,421</i>
MARION-DUNNELLON PARALLEL TAXIWAY TO RUNWAY 9-27 AT PARALLEL TAXIWAY TO RUNWAY 9-27 - 4384351							*Non-SIS*
AVIATION CAPACITY PROJECT					LRTP No: Goal 1:	Length: .000	
Responsible Agency: Marion County							
CAP	DPTO	0	0	0	0	97,726	97,726
CAP	LF	0	0	0	0	24,431	24,431
Total		0	0	0	0	122,157	122,157
<i>Prior Cost < 2016/17</i>		<i>0</i>	<i>Future Cost > 2020/21</i>	<i>0</i>	<i>Total Project Cost</i>		<i>122,157</i>

Phase	Fund Source	2016/17	2017/18	2018/19	2019/20	2020/21	Total
OCALA INTERNATIONAL AIRPORT AT NORTH INDUSTRIAL PARK ACCESS ROAD - 4384771							*Non-SIS*
AVIATION REVENUE/OPERATIONAL					LRTP No: Goal 1:	Length: .000	
Responsible Agency: City of Ocala							
CAP	DPTO	0	0	0	0	355,230	355,230
CAP	LF	0	0	0	0	355,231	355,231
Total		0	0	0	0	710,461	710,461
<i>Prior Cost < 2016/17</i>		<i>0</i>	<i>Future Cost > 2020/21</i>		<i>0</i>	<i>Total Project Cost</i>	<i>710,461</i>
OCALA INTERNATIONAL AIRPORT AT WEST INDUSTRIAL PARK ACCESS ROAD - 4384761							*Non-SIS*
AVIATION REVENUE/OPERATIONAL					LRTP No: Goal 1:	Length: .000	
Responsible Agency: City of Ocala							
CAP	DPTO	0	0	0	0	515,877	515,877
CAP	LF	0	0	0	0	515,877	515,877
Total		0	0	0	0	1,031,754	1,031,754
<i>Prior Cost < 2016/17</i>		<i>0</i>	<i>Future Cost > 2020/21</i>		<i>0</i>	<i>Total Project Cost</i>	<i>1,031,754</i>
OCALA INTERNATIONAL AIRPORT AT AIRPORT IMPROVEMENT PROJECT - 4315861							*Non-SIS*
AVIATION SAFETY PROJECT					LRTP No: Goal 1:		
Responsible Agency: City of Ocala							
CAP	DPTO	1,000,000	0	0	0	0	1,000,000
CAP	LF	1,000,000	0	0	0	0	1,000,000
Total		2,000,000	0	0	0	0	2,000,000
<i>Prior Cost < 2016/17</i>		<i>2,400,000</i>	<i>Future Cost > 2020/21</i>		<i>0</i>	<i>Total Project Cost</i>	<i>4,400,000</i>

Phase	Fund Source	2016/17	2017/18	2018/19	2019/20	2020/21	Total
OCALA INTERNATIONAL AIRPORT AT LAND ACQUISITION - 4370171							*Non-SIS*
AVIATION ENVIRONMENTAL PROJECT					LRTP No: Goal 1:	Length: .000	
Responsible Agency: City of Ocala							
CAP	DPTO	0	500,000	0	0	0	500,000
CAP	LF	0	125,000	375,000	400,000	0	900,000
CAP	DDR	0	0	1,500,000	1,600,000	0	3,100,000
Total		0	625,000	1,875,000	2,000,000	0	4,500,000
<i>Prior Cost < 2016/17</i>		<i>0</i>	<i>Future Cost > 2020/21</i>		<i>0</i>	<i>Total Project Cost</i>	<i>4,500,000</i>

Phase	Fund Source	2016/17	2017/18	2018/19	2019/20	2020/21	Total
OCALA INTERNATIONAL AIRPORT AT TAXIWAY "A" REHABILITATION - 4370311							*Non-SIS*
AVIATION PRESERVATION PROJECT					LRTP No: Goal 1:	Length: .000	
Responsible Agency: City of Ocala							
CAP	DPTO	0	608,731	0	0	0	608,731
CAP	LF	0	152,183	0	0	0	152,183
CAP	FAA	0	6,848,223	0	0	0	6,848,223
Total		0	7,609,137	0	0	0	7,609,137
<i>Prior Cost < 2016/17</i>		<i>748,000</i>	<i>Future Cost > 2020/21</i>		<i>0</i>	<i>Total Project Cost</i>	<i>8,357,137</i>

Section 6 - Transit Projects

Phase	Fund Source	2016/17	2017/18	2018/19	2019/20	2020/21	Total
MARION TRANSIT FROM RURAL TRANSPORTATION TO SECTION 5311 - 4333121							*Non-SIS*
OPERATING/ADMIN. ASSISTANCE		LRTP No: Goal 1:				Length: .000	
Responsible Agency: Ocala/Marion TPO							
OPS	DU	0	980,500	1,029,525	1,081,001	1,149,456	4,240,482
OPS	LF	0	980,500	1,029,525	1,081,001	1,149,456	4,240,482
Total		0	1,961,000	2,059,050	2,162,002	2,298,912	8,480,964
<i>Prior Cost < 2016/17</i>		<i>0</i>	<i>Future Cost > 2020/21</i>		<i>0</i>	<i>Total Project Cost</i>	<i>8,480,964</i>

MARION TRANSIT FROM TRANSIT OPERATING TO SECTION 5311 - 4241211							*Non-SIS*
OPERATING/ADMIN. ASSISTANCE		LRTP No: Goal 1:					
OPS	DU	770,718	0	0	0	0	770,718
OPS	LF	770,718	0	0	0	0	770,718
Total		1,541,436	0	0	0	0	1,541,436
<i>Prior Cost < 2016/17</i>		<i>5,360,072</i>	<i>Future Cost > 2020/21</i>		<i>0</i>	<i>Total Project Cost</i>	<i>6,901,508</i>

MARION TRANSIT SERVICES FROM CAPITAL TO SECTION 5339 - 4388661							*Non-SIS*
SMALL URBAN CAPITAL		LRTP No: Goal 1:					
Responsible Agency: Marion County							
CAP	LF	97,233	0	0	0	0	97,233
CAP	DU	293,770	0	0	0	0	293,770
Total		391,003	0	0	0	0	391,003
<i>Prior Cost < 2016/17</i>		<i>306,451</i>	<i>Future Cost > 2020/21</i>		<i>0</i>	<i>Total Project Cost</i>	<i>697,454</i>

Phase	Fund Source	2016/17	2017/18	2018/19	2019/20	2020/21	Total
MARION TRANSIT SERVICES - 4352108							*Non-SIS*
Responsible Agency: CAPITAL							
CAP	DPTO	38,575	0	0	0	0	38,575
CAP	LF	38,575	0	0	0	0	38,575
CAP	DU	308,600	0	0	0	0	308,600
Total		385,750	0	0	0	0	385,750
<i>Prior Cost < 2016/17</i>		<i>0</i>	<i>Future Cost > 2020/21</i>		<i>0</i>	<i>Total Project Cost</i>	<i>385,750</i>

SUNTRAN FROM URBAN CAPITAL FIXED ROUTE TO FTA SECTION 5307 - 4271882							*Non-SIS*
CAPITAL FOR FIXED ROUTE				LRTP No: Goal 1:			
Responsible Agency: Ocala/Marion TPO							
CAP	FTA	2,019,680	0	0	0	0	2,019,680
CAP	LF	504,920	0	0	0	0	504,920
Total		2,524,600	0	0	0	0	2,524,600
<i>Prior Cost < 2016/17</i>		<i>4,145,318</i>	<i>Future Cost > 2020/21</i>		<i>0</i>	<i>Total Project Cost</i>	<i>6,669,918</i>

SUNTRAN - 4355171							*Non-SIS*
CAPITAL FOR FIXED ROUTE				LRTP No: Goal 1:		Length: .000	
Responsible Agency: Ocala/Marion TPO							
CAP	SA	0	0	3,600,000	0	0	3,600,000
CAP	LF	0	0	900,000	0	0	900,000
Total		0	0	4,500,000	0	0	4,500,000
<i>Prior Cost < 2016/17</i>		<i>0</i>	<i>Future Cost > 2020/21</i>		<i>0</i>	<i>Total Project Cost</i>	<i>4,500,000</i>

Phase	Fund Source	2016/17	2017/18	2018/19	2019/20	2020/21	Total
SUNTRAN FROM OPERATING FIXED ROUTE TO SECTION 5307 - 4333041							*Non-SIS*
OPERATING FOR FIXED ROUTE		LRTP No: Goal 1:				Length: .000	
Responsible Agency: Ocala/Marion TPO							
OPS	DPTO	0	612,464	632,684	664,318	772,875	2,682,341
OPS	LF	0	612,464	637,745	664,318	772,875	2,687,402
OPS	FTA	0	400,000	400,000	400,000	0	1,200,000
Total		0	1,624,928	1,670,429	1,728,636	1,545,750	6,569,743
<i>Prior Cost < 2016/17</i>		<i>0</i>	<i>Future Cost > 2020/21</i>		<i>0</i>	<i>Total Project Cost</i>	<i>6,569,743</i>

SUNTRAN FROM OPERATING FIXED ROUTE TO SECTION 5307 - 4241231							*Non-SIS*
OPERATING FOR FIXED ROUTE		LRTP No: Goal 1:					
Responsible Agency: Ocala/Marion TPO							
OPS	DPTO	588,664	0	0	0	0	588,664
OPS	LF	601,806	0	0	0	0	601,806
OPS	FTA	400,000	0	0	0	0	400,000
Total		1,590,470	0	0	0	0	1,590,470
<i>Prior Cost < 2016/17</i>		<i>6,578,158</i>	<i>Future Cost > 2020/21</i>		<i>0</i>	<i>Total Project Cost</i>	<i>8,168,628</i>

Project Index

FM #	TIP #	Project Name	Page
2386481		US 41	1-37
2386511		SR 200	
2386771		SR 35	
2386772		SR 35 (BASELINE RD) FROM S CR464(MARICAMP RD) TO NE 24TH ST	
2386773		SR 35 (BASELINE RD) FROM NE 24TH ST TO SR 40	
2386774		SE 92ND LOOP (BELLEVIEW BELTWAY)	
2386781		SR 500 US 27 NORTH OF CR 326 NORTH OF CR 464B	
2386782		US 27	
2386931		SR 35	1-23
2387191		SR 40	1-24
2387201		SR 40	
4106741		SR 40	
4106742		SR 40	1-25
4106743		SR 40	
4130194		TRAFFIC SIGNALIZATION	3-3
4136153		LIGHTING AGREEMENTS	3-2
4144471		OCALA INTERNATIONAL AIRPORT	
4162201		SR 326	
4179601		OCALA/MARION UPWP	2-2
4181071		PRIMARY IN HOUSE	3-3
4195841		US 41	
4224401		OCALA/MARION UPWP	
4233911		FERTILIZER APPL.	
4233912		ASPHALT RESURFACING	3-2
4233913		SIDEWALK REPLACEMENT	
4233914		DITCH PAVEMENT REPLACEMENT	
4241211		MARION TRANSIT	6-2

Project Index

FM #	TIP #	Project Name	Page
4241231		SUNTRAN	6-4
4241861		SE 92ND LOOP (BELLEVIEW BELTWAY)	
4242831		US 441	
4248851		SR 35	
4261791		SILVER SPRINGS STATE PARK PEDESTRIAN BRIDGES	
4271881		SUNTRAN	
4271881		SUNTRAN	
4271882		SUNTRAN	6-3
4272491		US 301	
4272731		SR 35	
4272801		US 441	
4278391		AESTHETICS - AREA WIDE	
4278392		PERFORMANCE AESTHETICS	3-3
4282132		I-75	
4290531		US 27	
4290831		US 27	
4291781		UNPAVED SHOULDER REPAIR	3-4
4291821		PAVEMENT MARKINGS -	3-2
4293631		SR 40	
4295821		I-75 (AT SW 95TH STREET)	1-11
4295861		CR 225	
4297271		I-75	
4302521		OCALA/MARION COUNTY ITS	
4303553		SR 40	
4306431		I-75	
4306551		SR 492	1-31
4306561		SR 40	

Project Index

FM #	TIP #	Project Name	Page
4309861		US 41	
4311421		CR 314A	
4314011		TPO PLANNING STUDIES	2-2
4315491		MARION COUNTY AIRPORT	5-3
4315501		DUNNELLON MUNICIPAL AIRPORT	
4315511		DUNNELLON MUNICIPAL AIRPORT	
4315521		MARION COUNTY AIRPORT	
4315541		MARION COUNTY AIRPORT	
4315551		MARION COUNTY AIRPORT	
4315861		OCALA INTERNATIONAL AIRPORT	5-6
4317971		NE 25TH AVENUE	
4317981		NE 36TH AVENUE	
4317982		NE 36TH AVENUE	
4317983		NE 36TH AVENUE	1-15
4317984		NE 36TH AVENUE	
4319111		SR 40	
4319351		SR 40 DOWNTOWN OCALA	1-28
4324211		SR 40	
4325401		US 41	
4332061		CR 484	
4333041		SUNTRAN	6-4
4333121		MARION TRANSIT	6-2
4335171		MARION COUNTY AIRPORT	
4336511		CR 484	
4336512		CR 484	1-4
4336521		SR 40	1-26
4336601		US 441	1-38

Project Index

FM #	TIP #	Project Name	Page
4336611		US 441	1-40
4336651		SR 40 CORRIDOR OPERATIONS IMPROVEMENT	
4336801		US 27	1-36
4344081		SR 40	1-27
4348441		CR 42	
4348441		CR 42	1-2
4349551		CR 328	
4349561		E MC KINNEY AVE	
4350571		I-75	1-9
4352081		SR 35	1-22
4352091		I-75 (AT NW 49TH STREET)	1-10
4352108		MARION TRANSIT SERVICES	6-3
4354661		I-75	
4354841		PRUITT TRAIL	4-7
4354861		SILVER SPRINGS BIKEWAY	4-9
4354901		SR 40	
4354921		SR 40 INTERSECTION IMPROVEMENTS	
4354921		SR 40	
4354922		SR 40 INTERSECTION IMPROVEMENTS	1-29
4355171		SUNTRAN	6-3
4355401		US 441	1-41
4355471		SW 44TH AVENUE	1-33
4355491		SW 49TH AVENUE	1-34
4356591		SR 200	
4356592		SR 200	1-19
4356602		SR 326	1-21
4356661		US 441	1-42

Project Index

FM #	TIP #	Project Name	Page
4359491		PRUITT TRAIL	
4361861		SW 80TH AVENUE	
4362911		SANTOS GAP TRAIL	
4363581		LAND BRIDGE TRAIL	
4363601		SR 40 (BLACK BEAR TRAIL)	4-10
4363611		ITS OPERATIONAL SUPPORT	1-14
4363711		US 441	1-39
4363751		CITYWIDE SIDEWALK IMPROVEMENTS	4-3
4364071		US 441	
4364741		COUNTYWIDE SIDEWALK PROJECTS	
4364742		SADDLEWOOD ELEMENTARY SIDEWALK IMPROVEMENTS	4-8
4364743		LEGACY ELEMENTARY SCHOOL SIDEWALKS	4-6
4367551		INDIAN LAKE TRAIL FROM SILVER SPRINGS STATE PARK TO INDIAN LAKE PARK	4-5
4367561		DOWNTOWN OCALA TO SILVER SPRINGS TRAIL	4-4
4368791		SR 200	1-18
4369101		SE 2ND AVENUE	
4369111		NW 27TH AVENUE	
4369171		SE 8TH STREET	
4370111		MARION COUNTY AIRPORT	5-2
4370171		OCALA INTERNATIONAL AIRPORT	5-7
4370241		MARION COUNTY AIRPORT	5-4
4370311		OCALA INTERNATIONAL AIRPORT	5-7
4370321		OCALA INTERNATIONAL AIRPORT	
4371881		MARION TRANSIT SERVICES	
4371901		BELLEVIEW TO GREENWAY TRAIL	4-2
4373391		US 27	1-35
4373441		SR 200	1-20

Project Index

FM #	TIP #	Project Name	Page
4378181		I-75	1-5
4378261		I-75 MARION COUNTY REST AREAS	1-13
4378271		I-75	1-8
4378281		I-75	1-6
4378291		I-75	1-7
4384171		MARION COUNTY AIRPORT	5-3
4384231		MARION COUNTY AIRPORT	5-2
4384251		MARION COUNTY AIRPORT	5-2
4384271		MARION COUNTY AIRPORT	5-4
4384281		MARION COUNTY AIRPORT	5-3
4384301		MARION-DUNNELLO	5-5
4384321		MARION COUNTY AIRPORT	5-4
4384331		MARION COUNTY AIRPORT	5-5
4384351		MARION-DUNNELLO PARALLEL TAXIWAY TO RUNWAY 9-27	5-5
4384761		OCALA INTERNATIONAL AIRPORT	5-6
4384771		OCALA INTERNATIONAL AIRPORT	5-6
4385521		SR 492	1-32
4385541		SR 464	1-30
4385581		NORTH MAGNOLIA AVENUE	1-17
4385591		NE 9TH STREET	1-16
4385621		I-75 MARION COUNTY REST AREAS	1-12
4385671		CR 42	1-3
4388661		MARION TRANSIT SERVICES	6-2
4393311		OCALA/MARION URBAN AREA FY 2016/2017-2017/2018 UPWP	2-2

RESOLUTION OF THE OCALA/MARION COUNTY
TRANSPORTATION PLANNING ORGANIZATION (TPO)
ENDORING THE TRANSPORTATION IMPROVEMENT
PROGRAM (TIP) FOR FISCAL YEAR 2016/17 – 2020/21.

WHEREAS, the Ocala/Marion County Transportation Planning Organization, designated by the Governor of the State of Florida as the body responsible for the urban transportation planning process for the Ocala/Marion County area; and

WHEREAS, Title 23 U.S.C 134(h), 23 CFR Section 450 and Florida Statute 339.175(7) require each Metropolitan/Transportation Planning Organization to annually submit a Transportation Improvement Program; and

WHEREAS, a Transportation Improvement Program is defined as “a staged, multi-year, inter-modal program of transportation projects which is consistent with the metropolitan (long-range) transportation plan [23 CFR 450.104].

WHEREAS the TPO Board has authorized the TPO Director to perform revisions and amendments to plans, programs, and documents approved by the TPO, when such action is needed to obtain state or federal approval within a constrained timeframe. The authorization includes the following tenets:

- (i) The TPO Director shall include any such revision or amendment on the agenda of the next regularly scheduled meeting for ratification by TPO Board;
- (ii) No revision or amendment performed by the TPO Director shall substantially modify any plans, programs, or document approved by the TPO Board or result in the need to conduct a public hearing regarding such revision or amendment.

NOW THEREFORE BE IT RESOLVED that the Ocala/Marion County Transportation Planning Organization endorses the ‘Roll-Forward’ Transportation Improvement Program for FY 2016/17 – 2020/21.

CERTIFICATE

The undersigned duly qualified and acting Chairman of the Ocala/Marion County Transportation Planning Organization hereby certifies that the foregoing is a true and correct copy of a Resolution adopted at a legally convened meeting of the Ocala/Marion County Transportation Planning Organization held on this 7th day of July 2016.

By: _____
Brent Malaver, Chairman

Attest: _____
Greg Slay, TPO Director



MEMORANDUM

JULY 1, 2016

TO: TPO MEMBERS

FROM: JOHN VOGES, SR. TRANSPORTATION PLANNER

SUBJECT: MCDONALD TRANSIT ASSOCIATES FY 2016/2017 CONTRACT RATE

Staff has been working with McDonald Transit Associates (MTA) to determine the 2016/2017 contract rate for the operations and maintenance of Ocala and Marion County's public transit system. The contract rate includes all salaries and benefits for SunTran's driver, mechanics, and administrative personnel as well as liability insurance, parts, and materials to maintain the fleet of vehicles.

The rates had dropped for the last two years, starting in FY 2014/2015 as shown below:

2011/2012	\$56.33
2012/2013	\$56.33
2013/2014	\$56.33
2014/2015	\$55.83
2015/2016	\$55.83

For the upcoming year, FY 2016/2017, MTA has proposed increasing the current hourly rate of \$55.83 to \$57.69.

Per federal requirements, we have conducted a comparison of the proposed rate with other systems around the state and country. The comparison is attached.

Staff is recommending approval of the proposed rate. If you have any questions, please contact our office at 629-8297.

**Cost Comparison of other Similar Size Transit
Properties or FL Properties - 2014**

Agency	Service Area Population	*Vehicles	Hourly Cost
Casper, WY	64,548	14	\$45.77
St. Johns Co., FL	69,173	12	\$47.18
Indian River Co. FL	149,422	14	\$52.88
Bay Co. FL	143,280	11	\$53.97
Michiana Area Council of Governments, IN	143,592	8	\$54.50
Mesa Co., CO	128,124	12	\$57.20
SunTran	156,909	6	\$57.69
Collier Co., FL	310,298	16	\$57.80
Martin Co. FL	376,047	5	\$63.77
Tioga Co., NY	158,084	14	\$66.27
Nashua Transit, NH	226,400	15	\$67.60
Charles Co., MD	120,564	23	\$73.97
Thousand Oaks, CA	214,811	25	\$76.75
Petaluma, CA	64,078	14	\$84.97
Average	166,095	14	\$61.45

* Maximum number of vehicles in service.

Comparisons are for Purchased Transit (PT) only



STRONG FAMILIES INITIATIVE PROPOSAL

Introduction to the Strong Families Initiative (SFI)

According to the fall of 2014 Asset Limited Income Constrained Employed (A.L.I.C.E.) report 44% of Marion County families struggle to meet their financial needs. To address this, United Way of Marion County is launching our Strong Families Initiative. Strong Families goal is to increase financial stability for the participating families. This program will serve 70-80 adults and children each year.

United Way's Strong Families is a collaborative family outreach initiative launched and led by United Way Marion of County. Strong Families is a unique initiative that leverages our relationships with more than nine (9) non profit partners. Strong Families, in collaboration with employers, local colleges, financial institutions and agencies, seeks to provide families with the best and most comprehensive resources, wraparound support and the services they need to reach real and lasting financial stability. United Way's Strong Families Initiative helps families build stronger financial futures by acquiring skills and education, obtaining better jobs and developing good financial habits.

United Way has partnered with Creative Services, Community Action, Habitat for Humanity, Interfaith, Ocala Housing Authority, Open Arms Village, Shepherd's LightHouse, The Salvation Army and Volunteers of America.

Needs Statement

Strong Families is requesting financial support in the form of bus passes for each participant requiring assistance with transportation. Access to transportation is a barrier that many of our families face. Reliable transportation is critical so that participants are able to access the services this initiative provides. By supplying bus passes for families, SunTran will help ensure that families can participate fully.

United Way of Marion County is requesting bus passes for each participant for the length of time they are participating in the Strong Families Initiative. Specifically, this would require up to 120 bus passes for each skill building session (30 participants x 4 monthly passes).

How Strong Families works:

Through this initiative, United Way of Marion County will be partnering with local agencies and serving identified families who can benefit from this effort to increase their financial stability.

Some of the major components of the initiative are:

- Skill Building – 15 weeks of skill building sessions (2 cycles per year).
- Case Management – A case manager will meet with families bi-weekly-- The goals of this case management will include: 1.) Providing resources for each families needs 2.) Ensuring all families are attending the skill building sessions. 3.) Tracking the family's progress toward their goals.



Evaluation

Strong Families Initiative will track data such as:

- Goals for the family – each family will establish and identify reasonable goals to meet.
- Monitor progress towards those goals.
- Current level of public assistance that the family is receiving.
- Referrals to other social services

*Thank you for your consideration of
United Way of Marion County's Strong Families Initiative*



CITIZENS ADVISORY COMMITTEE APPLICATION

1. Name: Paul Marraffino
2. Home Address: 19544 SW 82nd Place Road
3. Business Address: NA
4. Home Phone Number: 352 465 4120 Business Phone Number: NA
5. Occupation: _Retired Research Section Head for Advanced Microelectronics
6. Brief Resume of Education and Experience: BA, BSEE, MSEE
 1. Developed custom microcircuits and modules for advanced sensor systems used in severe environments.
 2. Managed Computer Center with multiple workstations and high performance computers
 3. Two terms on Marion County Planning Commission
7. Are you a resident of Ocala/Marion County? Yes X No
 If so, how long? Number of years: 11
8. Are you a registered voter? Yes X No
9. Do you hold a public office? Yes No X
10. At the present time, do you serve on a City/County Board, Commission, Authority, and/or Committee? Yes No X
11. Are you familiar with the Transportation Planning Organization and its function? Yes X No _____
12. Are you familiar with the current transportation issues/needs of Marion County? Yes X No _____
13. Why are you interested in serving on this Board? I wish to improve the transportation system for Marion County to improve arterial efficiency and also continue with the program to improve the trails in the county.
14. I hereby confirm that I have read and understand this application and that all information furnished by me is true and accurate. I understand that to be considered for this committee, I must be a resident of Marion County and cannot be an elected official and/or a technical person involved in transportation planning in Ocala/Marion County.

Paul Marraffino_
(Signature)

6/13/16
(Date)

Please complete this form and return it to:
121 SE Watula Avenue ▪ Ocala ▪ Florida ▪ 34471-2114

Greg Slay

From: Rick Hancock <rhancock@dunnellon.org>
Sent: Thursday, June 09, 2016 1:05 PM
To: gslay@ocalamariontpo.org
Subject: recommendation

Greg,

I would like to recommend Paul Marrafino to be considered for the Citizens Advisory Committee. Paul lives in Rainbow Springs and has done numerous public project efforts in Dunnellon and the surrounding communities. He's a hard worker, curious minded, and loves to work with the detail!

If you'd like to contact him and get more info. his e-mail is paulm@westnet.com

I'm certain your group would be benefit from having Paul on the board.

thanks
regards
rick



June 30, 2016

TO: TPO Board Members

FROM: Kenneth Odom, Transportation Planner

RE: Transportation Disadvantaged – 2016 Planning Grant

The TD Grant is intended to provide financial assistance to accomplish the duties and responsibilities of the official planning agency, the Ocala/Marion County TPO, as set forth in Chapter 427, Florida Statutes, Rule 41-2, Florida Administrative Code, Commission policies, and the Fiscal Year 2016-17 Program Manual for Transportation Disadvantaged Planning Related Services. The grant allocation for the 2017 fiscal year is in the amount of \$25,874.00 and the Ocala/Marion County TPO will be entering into a contract with the Florida Commission for the Transportation Disadvantaged by receiving those funds.

If you have any questions prior to the upcoming meeting, please contact our office at 629-8297.

Cooperative and comprehensive planning for our transportation needs
Marion County • City of Belleview • City of Dunnellon • City of Ocala

121 S.E. Watula Avenue • Ocala, Florida 34471
Telephone: (352) 629-8297 • Fax: (352) 629-8240 • www.ocalamariontpo.org



Transportation Disadvantaged Planning Grant Application Form

Grant Recipient Legal Name	City of Ocala/Ocala_Marion County TPO		
Federal Employer Identification Number	59-6000392		
Registered Address	121 SE Watula Avenue		
City and State	Ocala, FL	Zip Code	34471
Contact Person for this Grant	Kenneth Odom	Phone Number Format 111-111-1111	352-629-8297
E-Mail Address [Required]	kodom@ocalafl.org	Fax Number Format 111-111-1111	352-629-8240
Project Location [County(ies)]	Marion	Proposed Project Start Date	10/1/2016
		End Date	6/30/2017
Fiscal Year Budget Allocation			
	Planning Funds Transferred to Trip & Equipment Grant		\$0.00
	Grant Amount Requested for this Application Period		\$25,874.00
	Total Budget Allocation Amount		\$25,874.00

I, Kenneth Odom , as the authorized Grant Recipient Representative, hereby certify that the information contained in this form is true and accurate and is submitted in accordance with the grant application instructions.

Signature of Grant Recipient Representative

7/1/2016
Date

**Commission for the Transportation Disadvantaged
Planning Grant Allocations
FY 2016-2017**

County	Planning Funds
Alachua	\$24,133
Baker	\$19,309
Bay	\$22,505
Bradford	\$19,301
Brevard	\$30,455
Broward	\$58,063
Calhoun	\$19,045
Charlotte	\$22,283
Citrus	\$21,671
Clay	\$22,942
Collier	\$26,077
Columbia	\$20,167
DeSoto	\$19,476
Dixie	\$19,074
Duval	\$37,625
Escambia	\$25,275
Flagler	\$20,894
Franklin	\$18,988
Gadsden	\$19,713
Gilchrist	\$19,097
Glades	\$19,026
Gulf	\$19,075
Hamilton	\$19,035
Hardee	\$19,317
Hendry	\$19,549
Hernando	\$22,439
Highlands	\$20,806
Hillsborough	\$46,431
Holmes	\$19,153
Indian River	\$21,784
Jackson	\$19,766
Jefferson	\$19,035
Lafayette	\$18,925
Lake	\$25,380
Lee	\$33,034

County	Planning Funds
Leon	\$24,714
Levy	\$19,572
Liberty	\$18,915
Madison	\$19,129
Manatee	\$26,139
Marion	\$25,874
Martin	\$21,966
Miami-Dade	\$74,760
Monroe	\$20,362
Nassau	\$20,351
Okaloosa	\$22,873
Okeechobee	\$19,563
Orange	\$45,099
Osceola	\$25,265
Palm Beach	\$48,144
Pasco	\$28,949
Pinellas	\$38,474
Polk	\$32,090
Putnam	\$20,257
Saint Johns	\$23,324
Saint Lucie	\$24,862
Santa Rosa	\$22,177
Sarasota	\$27,090
Seminole	\$28,049
Sumter	\$21,145
Suwannee	\$19,665
Taylor	\$19,214
Union	\$19,059
Volusia	\$29,416
Wakulla	\$19,400
Walton	\$20,034
Washington	\$19,254
TOTALS	\$1,674,029

Rev. 04/08/2016

SAMAS Approp: <u>108846</u>	Fund: <u>TDTF</u>	FM/Job No(s) <u>43202911401</u>
SAMAS Obj.: <u>7750075</u>	Function: <u>035</u>	CSFA No. <u>55.002</u>
Org Code: <u>55 12 00 00 952</u>	Contract No.: <u>G0C67</u>	Vendor No.: <u>59-6000392</u>

**FLORIDA COMMISSION FOR THE TRANSPORTATION DISADVANTAGED
PLANNING GRANT AGREEMENT**

THIS AGREEMENT, made and entered into this _____ day of _____, 2016 by and between the STATE OF FLORIDA COMMISSION FOR THE TRANSPORTATION DISADVANTAGED, created pursuant to Chapter 427, Florida Statutes, hereinafter called the Commission, and City of Ocala/Marion County MPO, 121 Watula Avenue, Ocala, Florida 34478, hereinafter called the Grantee.

W I T N E S S E T H:

WHEREAS, the Grantee has the authority to enter into this Agreement and to undertake the Project hereinafter described, and the Commission has been granted the authority to carry out responsibilities of the Commission which includes the function of the Designated Official Planning Agency and other responsibilities identified in Chapter 427, Florida Statutes or rules thereof;

NOW, THEREFORE, in consideration of the mutual covenants, promises and representations herein, the parties agree as follows:

1.00 Purpose of Agreement: The purpose of this Agreement is to:

Provide financial assistance to accomplish the duties and responsibilities of the Official Planning Agency as set forth in Chapter 427, Florida Statutes, Rule 41-2, Florida Administrative Code, Commission policies, and the Fiscal Year 2016-17 Program Manual for Transportation Disadvantaged Planning Related Services; and as further described in this Agreement and in Exhibit(s) A, B, C, D attached hereto and by this reference made a part hereof, hereinafter called the Project; and, for the Commission to provide financial assistance to the Grantee and state the terms and conditions upon which such assistance will be provided and the understandings as to the manner in which the Project will be undertaken and completed.

2.00 Accomplishment of the Project:

2.10 General Requirements: The Grantee shall commence, and complete the Project as described in Exhibit "A" with all practical dispatch, in a sound, economical, and efficient manner, and in accordance with the provisions herein, and all applicable laws.

2.20 Pursuant to Federal, State, and Local Law: In the event that any election, referendum, approval, permit, notice, or other proceeding or authorization is requisite under applicable law to enable the Grantee to enter into this Agreement or to undertake the Project hereunder, or to observe, assume or carry out any of the provisions of the Agreement, the Grantee will initiate and consummate, as provided by law, all actions necessary with respect to any such matters so requisite.

2.30 Funds of the Agency: The Grantee will provide the necessary funds for the completion of the Project.

2.40 Submission of Proceedings, Contracts and Other Documents and Products: The Grantee shall submit to the Commission such data, reports, records, contracts, certifications and other financial and operational documents or products relating to the Project as the Commission may require as provided by law, rule or under this agreement. Failure by the Grantee to provide such documents, or provide documents or products required by previous agreements between the Commission and the Grantee, may, at the Commission's discretion, result in refusal to reimburse project funds or other permissible sanctions against the Grantee, including termination.

2.50 Incorporation by Reference: The Grantee and Commission agree that by entering into this Agreement, the parties explicitly incorporate by reference into this Agreement the applicable law and provisions of Chapter 427, Florida Statutes, Rule 41-2, Florida Administrative Code, and the Fiscal Year 2016-17 Planning Grant Program Manual.

3.00 Total Project Cost: The total estimated cost of the Project is \$25,870.00. This amount is based upon the budget summarized in Exhibit "B" and by this reference made a part hereof. The Grantee agrees to bear all expenses in excess of the total estimated cost of the Project and any deficits involved, including any deficits revealed by an audit performed in accordance with Article 11.00 hereof after completion of the project.

4.00 Commission Participation: The Commission agrees to maximum participation, including contingencies, in the Project in the amount of \$25,870.00 as detailed in Exhibit "B", or in an amount equal to the percentage(s) of total actual project cost shown in Exhibit "B", whichever is less.

4.10 Eligible Costs: Planning Grant Funds, derived exclusively from the Transportation Disadvantaged Trust Fund, may only be used by the Commission and the Grantee to undertake planning activities.

4.20 Eligible Project Expenditures: Project expenditures eligible for State participation will be allowed only from the date of this Agreement. It is understood that State participation in eligible project costs is subject to:

- a) The understanding that disbursement of funds will be made in accordance with the Commission's cash forecast;
- b) Availability of funds as stated in Article 17.00 of this Agreement;
- c) Commission approval of the project scope and budget (Exhibits A & B) at the time appropriation authority becomes available; and
- d) Submission of all certifications, invoices, detailed supporting documents or other obligating documents and all other terms of this agreement.

4.30 Front End Funding: Front end funding is not applicable.

5.00 Retainage: Retainage is not applicable.

6.00 Project Budget and Disbursement Schedule:

6.10 The Project Budget: The Grantee shall maintain the Commission approved Project Budget, as set forth in Exhibit "B", carry out the Project, and shall incur obligations against and make disbursements of Project funds only in conformity with the latest approved budget for the Project. The budget may be revised periodically, but no budget revision shall be effective unless it complies with fund participation requirements established in Article 4.00 of this Agreement and is approved in writing by the Commission. Any budget revision which changes the fund participation requirements established in Article 4.00 of this agreement shall not be effective unless approved in writing by the Commission and the Florida Department of Transportation Comptroller.

6.20 Schedule of Disbursements: The Grantee shall abide by the Commission approved disbursements schedule, contained in Exhibit "B". This schedule shall show disbursement of Commission funds for the entire term of the Project by quarter of the fiscal year in accordance with Commission fiscal policy. The schedule may be divided by Project phase where such division is determined to be appropriate by the Commission. Any deviation from the approved schedule in Exhibit "B" requires advance submission of a supplemental schedule by the agency and advance approval by the Commission. Reimbursement for the Commission's share of the project shall not be made for an amount greater than the cumulative total up to any given month as indicated in the disbursement schedule in Exhibit "B".

7.00 Accounting Records, Audits and Insurance:

7.10 Establishment and Maintenance of Accounting Records: The Grantee shall establish for the Project, in conformity with the latest current uniform requirements established by the Commission to facilitate the administration of the financing program, either separate accounts to be maintained within its existing accounting system, or establish independent accounts. Such financing accounts are referred to herein collectively as the "Project Account". The Project Account, and detailed documentation supporting the Project Account, must be made available upon request, without cost, to the Commission any time during the period of the Agreement and for five years after final payment is made or if any audit has been initiated and audit findings have not been resolved at the end of five years, the records shall be retained until resolution of the audit findings.

7.20 Funds Received Or Made Available for The Project: The Grantee shall appropriately record in the Project Account, and deposit in a bank or trust company which is a member of the Federal Deposit Insurance Corporation, all payments received by it from the Commission pursuant to this Agreement and all other funds provided for, accruing to, or otherwise received on account of the Project, which Commission payments and other funds are herein collectively referred to as "Project Funds". The Grantee shall require depositories of Project Funds to secure continuously and fully all Project Funds in excess of the amounts insured under Federal plans, or under State plans which have been approved for the deposit of Project funds by the Commission, by the deposit or setting aside of collateral of the types and in the manner as prescribed by State law for the security of public funds, or as approved by the Commission.

7.30 Costs Incurred for the Project: The Grantee shall charge to the Project Account all eligible costs of the Project. Costs in excess of the latest approved budget, costs which are not within the statutory criteria for the Transportation Disadvantaged Trust Fund, or attributable to actions which have not met the other requirements of this Agreement, shall not be considered eligible costs.

7.40 Documentation of Project Costs and Claims for Reimbursement: All costs charged to the Project shall be supported by detailed supporting documentation evidencing in proper detail the nature and propriety of the charges.

The Grantee shall provide sufficient detailed documentation for each cost or claim for reimbursement to allow an audit trail to ensure that the tasks accomplished or deliverables completed in acceptable form to the Commission were those which were promised. The documentation must be sufficiently detailed to comply with the laws and policies of the Department of Financial Services.

7.50 Checks, Orders, and Vouchers: Any check or order drawn by the Grantee with respect to any item which is or will be chargeable against the Project Account will be drawn only in accordance with a properly signed voucher then on file in the office of the Grantee stating in proper detail the purpose for which such check or order is drawn. All checks, payrolls, invoices, contracts, vouchers, orders, or other accounting documents pertaining in whole or in part to the Project shall be clearly identified, readily accessible, within the Grantees existing accounting system, and, to the extent feasible, kept separate and apart from all other such documents.

7.60 Audits:

1. The administration of resources awarded through the Commission to the Grantee by this Agreement may be subject to audits and/or monitoring by the Commission and the Department of Transportation (Department). The following requirements do not limit the authority of the Commission or the Department to conduct or arrange for the conduct of additional audits or evaluations of state financial assistance or limit the authority of any state agency inspector general, the Auditor General, or any other state official. The Grantee shall comply with all audit and audit reporting requirements as specified below.

a. In addition to reviews of audits conducted in accordance with Section 215.97, Florida Statutes, monitoring procedures to monitor the Grantee's use of state financial assistance may include but not be limited to on-site visits by Commission and/or Department staff and/or other procedures including, reviewing any required performance and financial reports, following up, ensuring corrective action, and issuing management decisions on weaknesses found through audits when those findings pertain to state financial assistance awarded through the Commission by this Agreement. By entering into this Agreement, the Grantee agrees to comply and cooperate fully with any monitoring procedures/processes deemed appropriate by the Commission and/or the Department. The Grantee further agrees to comply and cooperate with any inspections, reviews, investigations, or audits deemed necessary by the Commission, the Department, the Department of Financial Services (DFS) or the Auditor General.

b. The Grantee a nonstate entity as defined by Section 215.97(2)(m), Florida Statutes, as a recipient of state financial assistance awarded by the Commission through this Agreement is subject to the following requirements:

i. In the event the Grantee meets the audit threshold requirements established by Section 215.97, Florida Statutes, the Grantee must have a State single or project-specific audit conducted for such fiscal year in accordance with Section 215.97, Florida Statutes; applicable rules of the Department of Financial Services; and Chapters 10.550 (local governmental entities) or 10.650 (nonprofit and for-profit organizations), Rules of the Auditor General. Exhibit C to this Agreement indicates state financial assistance awarded through the Commission by this Agreement needed by the Grantee to further comply with the requirements of Section 215.97, Florida Statutes. In determining the state financial assistance expended in a fiscal year, the Grantee shall consider all sources of state financial assistance, including state financial assistance received from the Commission by this Agreement, other state agencies and other nonstate entities. State financial assistance does not include Federal direct or pass-through awards and resources received by a nonstate entity for Federal program matching requirements.

ii. In connection with the audit requirements, the Grantee shall ensure that the audit complies with the requirements of Section 215.97(8), Florida Statutes. This includes submission of a financial reporting package as defined by Section 215.97(2)(e), Florida Statutes, and Chapters 10.550 (local governmental entities) or 10.650 (nonprofit and for-profit organizations), Rules of the Auditor General.

iii. In the event the Grantee does not meet the audit threshold requirements established by Section 215.97, Florida Statutes, the Grantee is exempt for such fiscal year from the state single audit requirements of Section 215.97, Florida Statutes. However, the Grantee must provide a single audit exemption statement to the Department at FDOTSingleAudit@dot.state.fl.us no later than nine months after the end of the Grantee's audit period for each applicable audit year. In the event the Grantee does not meet the audit threshold requirements established by Section 215.97, Florida Statutes, in a fiscal year and elects to have an audit conducted in accordance with the provisions of Section 215.97, Florida Statutes, the cost of the audit must be paid from the Grantee's resources (i.e., the cost of such an audit must be paid from the Grantee's resources obtained from other than State entities).

iv. In accordance with Chapters 10.550 (local governmental entities) or 10.650 (nonprofit and for-profit organizations), Rules of the Auditor General, copies of financial reporting packages required by this Agreement shall be submitted to:

Florida Department of Transportation
Office of Comptroller, MS 24
605 Suwannee Street
Tallahassee, FL 32399-0405
Email: FDOTSingleAudit@dot.state.fl.us

And

State of Florida Auditor General
Local Government Audits/342
111 West Madison Street, Room 401
Tallahassee, FL 32399-1450
Email: flaudgen_localgovt@aud.state.fl.us

v. Any copies of financial reporting packages, reports or other information required to be submitted to the Department shall be submitted timely in accordance with Section 215.97, Florida Statutes, and Chapters 10.550 (local governmental entities) or 10.650 (nonprofit and for-profit organizations), Rules of the Auditor General, as applicable.

vi. The Grantee, when submitting financial reporting packages to the Department for audits done in accordance with Chapters 10.550 (local governmental entities) or 10.650 (nonprofit and for-profit organizations), Rules of the Auditor General, should indicate the date the reporting package was delivered to the Grantee in correspondence accompanying the reporting package.

vii. Upon receipt, and within six months, the Department will review the Grantee's financial reporting package, including corrective action plans and management letters, to the extent necessary to determine whether timely and appropriate corrective action on all deficiencies has been taken pertaining to the state financial assistance provided through the Commission by this Agreement. If the Grantee fails to have an audit conducted consistent with Section 215.97, Florida Statutes, the Commission and/or the Department may take appropriate corrective action to enforce compliance.

viii. As a condition of receiving state financial assistance, the Grantee shall permit the Commission, the Department, or its designee, DFS or the Auditor General access to the Grantee's records including financial statements, the independent auditor's working papers and project records as necessary. Records related to unresolved audit findings, appeals or litigation shall be retained until the action is complete or the dispute is resolved.

c. The Grantee shall retain sufficient records demonstrating its compliance with the terms of this Agreement for a period of five years from the date the audit report is issued and shall allow the Commission, the Department, or its designee, DFS or the Auditor General access to such records upon request. The Grantee shall ensure that the audit working papers are made available to the Commission, the Department, or its designee, DFS or the Auditor General upon request for a period of five years from the date the audit report is issued unless extended in writing by the Commission and/or the Department.

8.00 Requisitions and Payments:

8.10 Preliminary Action by the Grantee: In order to obtain any Commission funds, the Grantee shall:

8.11 File with the Commission for the Transportation Disadvantaged, 605 Suwannee Street, Mail Station 49, Tallahassee, Florida, 32399-0450 its requisition on form or forms prescribed by the Commission, and such other data pertaining to the Project Account and the Project (as listed in Exhibit "C" hereof) as the Commission may require, to justify and support the payment requisitions, invoices, and vouchers, as specified in the Commission's Grant Agreement/Contract Invoicing Procedures.

8.12 Grantee certifies, under penalty of perjury, that the Agency will comply with the provisions of the Agreement and that all invoices and support documentation will be true and correct.

8.13 Financial Consequence: Payment shall not be made to the Grantee unless tasks have been completed and back up documentation as requested is provided to the Commission. The project must be completed no later than June 30, 2017.

8.20 The Commission's Obligations: Subject to other provisions hereof, the Commission will honor such requisitions in amounts and at times deemed by the Commission to be proper and in accordance with this agreement to ensure the completion of the Project and payment of the eligible costs. However, notwithstanding any other provision of this Agreement, the Commission may give written notice to the Grantee that it will refuse to make a payment to the Grantee on the Project Account if:

8.21 Misrepresentation: The Grantee has made misrepresentation of a material nature in its application, or any supplement thereto or amendment thereof, with respect to any document of data or certification furnished therewith or pursuant hereto;

8.22 Litigation: There is pending litigation with respect to the performance by the Grantee of any of its duties or obligations which may jeopardize or adversely affect the Project, the Agreement, or payments to the Project;

8.23 Required Submittals/Certifications: The Grantee has failed or refused to provide to the Commission detailed documentation of requisitions or certifications of actions taken;

8.24 Conflict of Interests: There has been any violation of the conflict of interest provisions, prohibited interests, or lobbying restrictions, contained herein;

8.25 Default: The Grantee has been determined by the Commission to be in default under any of the provisions of this or any other Agreement which the Grantee has with the Commission; or

8.26 Supplanting of Funds: The Grantee has used Transportation Disadvantaged Trust Funds to replace or supplant available and appropriate funds for the same purposes, in violation of Chapter 427, Florida Statutes.

8.30 Disallowed Costs: In determining the amount of the Grantee's payment, the Commission will exclude all costs incurred by the Grantee prior to the effective date of this Agreement, costs which are not provided for in the latest approved budget for the Project, costs which are not within the statutory criteria for the Transportation Disadvantaged Trust Fund, and costs attributable to goods, equipment or services received under a contract or other arrangements which have not been approved in writing by the Commission or certified by the Grantee, pursuant to Exhibit "C".

8.40 Invoices for Goods or Services: Invoices for goods or services or expenses provided or incurred pursuant to this Agreement shall be submitted in detail sufficient for a proper preaudit and postaudit thereof. Failure to submit to the Commission detailed supporting documentation with the invoice or request for project funds will be cause for the Commission to refuse to pay the amount claimed by the Grantee until the Commission is satisfied that the criteria set out in Chapters 287 and 427, Florida Statutes, Rules 3A-24, 41-2, and 60A-1 Florida Administrative Code, and the Program Manual for Planning Related Services is met. The Commission shall pay the Grantee for the satisfactory performance of each task as outlined in Exhibit "A."

8.60 Commission Claims: If, after project completion, any claim is made by the Commission resulting from an audit or for work or services performed pursuant to this agreement, the Commission may offset such amount from payments due for work or services done under any grant agreement which it has with the Grantee owing such amount if, upon demand, payment of the amount is not made within sixty (60) days to the Commission. Offsetting any amount pursuant to this section shall not be considered a breach of contract by the Commission.

9.00 Termination or Suspension of Project:

9.10 Termination or Suspension Generally: If the Grantee abandons or, before completion, finally discontinues the Project; or if, by reason of any of the events or conditions set forth in Section 8.20 hereof, or for any other reason, the commencement, prosecution, or timely completion of the Project by the Grantee is rendered improbable, infeasible, impossible, or illegal, the Commission may, by written notice to the Grantee, suspend any or all of its obligations under this Agreement until such time as the event or condition resulting in such suspension has ceased or been corrected, or the Commission may terminate any or all of its obligations under this Agreement.

9.20 Action Subsequent to Notice of Termination or Suspension. Upon receipt of any final termination or suspension notice under this Section, the Grantee shall proceed promptly to carry out the actions required therein which may include any or all of the following: (1) necessary action to terminate or suspend, as the case may be, Project activities and contracts and such other action as may be required or desirable to keep to the minimum the costs upon the basis of which the financing is to be computed; (2) furnish a statement of the project activities and contracts, and other undertakings the cost of which are otherwise includable as Project costs; and (3) remit to the Commission such portion of the financing and any advance payment previously received as is determined by the Commission to be due under the provisions of the Agreement. The termination or suspension shall be carried out in conformity with the latest schedule, plan, and budget as approved by the Commission or upon the basis of terms and conditions imposed by the Commission upon the failure of the Grantee to furnish the schedule, plan, and budget within a reasonable time. The acceptance of a remittance by the Grantee shall not constitute a waiver of any claim which the Commission may otherwise have arising out of this Agreement.

9.30 Public Access to Records: The Commission reserves the right to unilaterally cancel this agreement for refusal by the agency or its contractors to allow public access to all documents, papers, letters, records, or other material subject to the provisions of Chapter 119, Florida Statutes, and made or received in conjunction with this agreement.

10.00 Remission of Project Account Upon Completion of Project: Upon completion and after financial audit of the Project, and after payment, provision for payment, or reimbursement of all Project costs payable from the Project Account is made, the Grantee shall remit to the Commission its share of any unexpended balance in the Project Account.

11.00 Audit and Inspection: The Grantee shall permit, and shall require its contractors to permit, the Commission's authorized representatives to inspect all work, materials, deliverables, records; and to audit the books, records and accounts pertaining to the financing and development of the Project at all reasonable times including upon completion of the Project, and without notice.

12.00 Contracts of the Grantee:

12.10 Third Party Agreements: The Grantee shall not execute any contract or obligate itself in any manner requiring the disbursement of Transportation Disadvantaged Trust Fund moneys, including contracts or amendments thereto, with any third party with respect to the Project without being able to provide a written certification by the Grantee that the contract or obligation was executed in accordance with the competitive procurement requirements of Chapter 287, Florida Statutes, Chapter 427, Florida Statutes, and the rules promulgated by the Department of Management Services. Failure to provide such certification, upon the Commission's request, shall be sufficient cause for nonpayment by the Commission as provided in Paragraph 8.23. The Grantee agrees, that by entering into this Agreement, it explicitly certifies that all of its third party contacts will be executed in compliance with this section.

12.20 Compliance with Consultants' Competitive Negotiation Act: It is understood and agreed by the parties hereto that participation by the Commission in a project with the Grantee, where said project involves a consultant contract for any services, is contingent on the Agency complying in full with provisions of section 287.055, Florida Statutes, Consultants Competitive Negotiation Act. The Grantee shall certify compliance with this law to the Commission for each consultant contract it enters.

12.30 Competitive Procurement: Procurement of all services or other commodities shall comply with the provisions of section 287.057, Florida Statutes. Upon the Commission's request, the Grantee shall certify compliance with this law.

13.00 Restrictions, Prohibitions, Controls, and Labor Provisions:

13.10 Equal Employment Opportunity: In connection with the carrying out of any Project, the Grantee shall not discriminate against any employee or applicant for employment because of race, age, disability, creed, color, sex or national origin. The Grantee will take affirmative action to ensure that applicants are employed, and that employees are treated during employment, without regard to their race, age, disability, creed, color, sex, or national origin. Such action shall include, but not be limited to, the following: Employment upgrading, demotion, or transfer; recruitment or recruitment advertising; layoff or termination; rates of pay or other forms of compensation; and selection for training, including apprenticeship. The Grantee shall insert the foregoing provision modified only to show the particular contractual relationship in all its contracts in connection with the development of operation of the Project, except contracts for the standard commercial supplies or raw materials, and shall require all such contractors to insert a similar provision in all subcontracts, except subcontracts for standard commercial supplies or raw materials. The Grantee shall post, in conspicuous places available to employees and applicants for employment for Project work, notices setting forth the provisions of the nondiscrimination clause.

13.20 Title VI - Civil Rights Act of 1964: The Grantee will comply with all the requirements imposed by Title VI of the Civil Rights Act of 1964 (78 Statute 252), the Regulations of the Federal Department of Transportation, the Regulations of the Federal Department of Justice, and the assurance by the Agency pursuant thereto.

13.30 Prohibited Interests:

13.31 Contracts or Purchases: Unless authorized in writing by the Commission, no officer of the Grantee, or employee acting in his or her official capacity as a purchasing agent, shall either directly or indirectly purchase, rent, or lease any realty, goods, or services for the Grantee from any business entity of which the officer or employee or the officer's or employee's business associate or spouse or child is an officer, partner, director, or proprietor or in which such officer or employee or the officer's or employee's spouse or child, or any combination of them, has a material interest.

13.32 Business Conflicts: Unless authorized in writing by the Commission, it is unlawful for an officer or employee of the Grantee, or for any company, corporation, or firm in which an officer or employee of the Grantee has a financial interest, to bid on, enter into, or be personally interested in the purchase or the furnishing of any materials, services or supplies to be used in the work of this agreement or in the performance of any other work for which the Grantee is responsible.

13.33 Solicitations: No officer or employee of the Grantee shall directly or indirectly solicit or accept funds from any person who has, maintains, or seeks business relations with the Grantee.

13.34 Former Employees - Contractual Services: Unless authorized in writing by the Commission, no employee of the Grantee shall, within 1 year after retirement or termination, have or hold any employment or contractual relationship with any business entity in connection with any contract for contractual services which was within his or her responsibility while an employee.

13.35 Former Employees - Consulting Services: The sum of money paid to a former employee of the Grantee during the first year after the cessation of his or her responsibilities, by the Grantee, for contractual services provided to the Grantee, shall not exceed the annual salary received on the date of cessation of his or her responsibilities. The provisions of this section may be waived by the Grantee for a particular contract if the Grantee determines, and the Commission approves, that such waiver will result in significant time or cost savings for the Grantee and the project.

The Grantee shall insert in all contracts entered into in connection with this Agreement and shall require its contractors to insert in each of their subcontracts, the following provision:

"No member, officer, or employee of the Grantee during his tenure or for one year thereafter shall have any interest, direct or indirect, in this contract or the proceeds thereof."

The provisions of this section shall not be applicable to any agreement between the Grantee and its fiscal depositories, or to any agreement for utility services the rates for which are fixed or controlled by a Governmental agency.

13.40 Non-discrimination of Persons With Disabilities: The Grantee and any of its contractors or their sub-contractors shall not discriminate against anyone on the basis of a handicap or disability (physical, mental or emotional impairment). The Grantee agrees that no funds shall be used to rent, lease or barter any real property that is not accessible to persons with disabilities nor shall any meeting be held in any facility unless the facility is accessible to persons with disabilities. The Grantee shall also assure compliance with The Americans with Disabilities Act, as it may be amended from time to time.

13.50 Lobbying Prohibition: No Grantee may use any funds received pursuant to this Agreement for the purpose of lobbying the Legislature, the judicial branch, or a state agency. No Grantee may employ any person or organization with funds received pursuant to this Agreement for the purpose of lobbying the Legislature, the judicial branch, or a state agency. The “purpose of lobbying” includes, but is not limited to, salaries, travel expenses and per diem, the cost for publication and distribution of each publication used in lobbying; other printing; media; advertising, including production costs; postage; entertainment; telephone; and association dues. The provisions of this paragraph supplement the provisions of section 11.062, Florida Statutes, which is incorporated by reference into this Agreement.

13.60 Public Entity Crimes: No Grantee shall accept any bid from, award any contract to, or transact any business with any person or affiliate on the convicted vendor list for a period of 36 months from the date that person or affiliate was placed on the convicted vendor list unless that person or affiliate has been removed from the list pursuant to section 287.133, Florida Statutes. The Grantee may not allow such a person or affiliate to perform work as a contractor, supplier, subcontractor, or consultant under a contract with the Grantee. If the Grantee was transacting business with a person at the time of the commission of a public entity crime which resulted in that person being placed on the convicted vendor list, the Grantee may also not accept any bid from, award any contract to, or transact any business with any other person who is under the same, or substantially the same, control as the person whose name appears on the convicted vendor list so long as that person's name appears on the convicted vendor list.

13.70 Homeland Security: Grantee shall utilize the U.S. Department of Homeland Security's E-Verify system, in accordance with the terms governing use of the system, to confirm the employment eligibility of:

1. all new persons employed by the grantee during the term of the grant agreement to perform employment duties within Florida; and
2. all new persons, including subcontractors, assigned by the grantee to perform work pursuant to the contract with the Commission.

The Commission shall consider the employment by any vendor of unauthorized aliens a violation of Section 274A(e) of the Immigration and Nationality Act. If the vendor knowingly employs unauthorized aliens, such violation shall be cause for unilateral cancellation of this agreement.

Refer to the U.S. Department of Homeland Security’s website at www.dhs.gov to learn more about E-Verify.

14.00 Miscellaneous Provisions:

14.10 Environmental Pollution: Not applicable.

14.20 Commission Not Obligated to Third Parties: The Commission shall not be obligated or liable hereunder to any party other than the Grantee.

14.30 When Rights and Remedies Not Waived: In no event shall the making by the Commission of any payment to the Grantee constitute or be construed as a waiver by the Commission of any breach of covenant or any default which may then exist, on the part of the Grantee, and the making of such payment by the Commission while any such breach or default shall exist shall in no way impair or prejudice any right or remedy available to the Commission for such breach or default.

14.40 How Contract Affected by Provisions Being Held Invalid: If any provision of this Agreement is held invalid, the provision shall be severable and the remainder of this Agreement shall not be affected. In such an instance the remainder would then continue to conform to the terms and requirements of applicable law.

14.50 Bonus and Commissions: By execution of the Agreement the Grantee represents that it has not paid and, also, agrees not to pay, any bonus or commission for the purpose of obtaining an approval of its financing hereunder.

14.60 State or Territorial Law: Nothing in the Agreement shall require the Grantee to observe or enforce compliance with any provision thereof, perform any other act or do any other thing in contravention of any applicable State law: Provided, that if any of the provisions of the Agreement violate any applicable State law, the Grantee will at once notify the Commission in writing in order that appropriate changes and modifications may be made by the Commission and the Agency to the end that the Grantee may proceed as soon as possible with the Project.

15.00 Plans and Specifications: Not applicable.

16.00 Contractual Indemnity: To the extent permitted by law, the Grantee shall indemnify, defend, save, and hold harmless the Commission and all their officers, agents or employees from all suits, actions, claims, demands, and liability of any nature whatsoever arising out of, because of, or due to breach of the agreement by the Planning Agency or its subcontractors, agents or employees or due to any negligent act, or occurrence of omission or commission of the Grantee, its subcontractors, agents or employees. Neither the Grantee nor any of its agents will be liable under this article for damages arising out of injury or damage to persons or property directly caused or resulting from the sole negligence of the Commission or any of their officers, agents or employees. The parties agree that this clause shall not waive the benefits or provisions of section 768.28 Florida Statutes, or any similar provision of law. Notwithstanding the foregoing, pursuant to section 768.28, Florida Statutes, no agency or subdivision of the state shall be required to indemnify, insure, or assume any liability for the Commission's or any subcontractor's or other entity's negligence.

17.00 Appropriation of Funds:

17.10 The State of Florida's performance and obligation to pay under this contract is contingent upon an annual appropriation by the Legislature. If applicable, Grantee's performance of its obligations under this Agreement is subject to an appropriation by the Grantee's Board of County Commissioners for the purposes set forth hereunder. The Commission acknowledges where the Grantee is a political subdivision of the State of Florida it is authorized to act in accordance with the Grantee's purchasing ordinance(s), laws, rules and regulations.

18.00 Expiration of Agreement: The Grantee agrees to complete the Project on or before June 30, 2017. If the Grantee does not complete the Project within this time period, this agreement will expire. Expiration of this agreement will be considered termination of the Project and the procedure established in Article 9.00 of this agreement shall be initiated. For the purpose of this Article, completion of project is defined as the latest date by which all required tasks have been completed, as provided in the project description (Exhibit "A"). Unless otherwise extended by the Commission, all reimbursement invoices must be received by the Commission no later than August 15, 2017.

19.00 Agreement Format: All words used herein in the singular form shall extend to and include the plural. All words used in the plural form shall extend to and include the singular. All words used in any gender shall extend to and include all genders.

20.00 Execution of Agreement: This agreement may be simultaneously executed in a minimum of two counterparts, each of which so executed shall be deemed to be an original, and such counterparts together shall constitute one in the same instrument.

21.00 Vendors and Subcontractors Rights: Vendors (in this document identified as Grantee) providing goods and services to the Commission will receive payments in accordance with section 215.422, Florida Statutes. The parties hereto acknowledge Section 215.422, Florida Statutes, and hereby agree that the time in which the Commission is required to approve and inspect goods and services shall be for a period not to exceed eleven (11) working days upon receipt of a proper invoice. The Florida Department of Transportation has 20 days to deliver a request for payment (voucher) to the Department of Financial Services. The twenty (20) days are measured from the latter of the date the invoice is received or the goods or services are received, inspected, and approved.

If a payment is not available within forty (40) days after receipt of the invoice and receipt, inspection and approval of goods and services, a separate interest penalty per day (as defined by Rule) will be due and payable, in addition to the invoice amount to the Grantee. The interest penalty provision applies after a thirty-five (35) day time period to health care providers, as defined by rule. Interest penalties of less than one (1) dollar will not be enforced unless the Grantee requests payment. Invoices which have to be returned to a Grantee because of vendor preparation errors will result in a delay in the payment.

The invoice payment requirements do not start until a properly completed invoice is provided to the Commission.

A Vendor Ombudsman has been established within the Department of Financial Services. The duties of this individual include acting as an advocate for vendors who may be experiencing problems in obtaining timely payment(s) from the Commission. The Vendor Ombudsman may be contacted at (850) 413-5516 or toll free (877) 693-5236.

21.20 Payment to Subcontractors: Payment by the Grantee to all subcontractors with approved third party contracts shall be in compliance with Section 287.0585, Florida Statutes. Each third party contract from the Grantee to a subcontractor for goods or services to be performed in whole or in part with Transportation Disadvantaged Trust Fund moneys, must contain the following statement:

When a contractor receives from a state agency any payment for contractual services, commodities, supplies, or construction contracts, except those construction contracts subject to the provisions of chapter 339, the contractor shall pay such moneys received to each subcontractor and supplier in proportion to the percentage of work completed by each subcontractor and supplier at the time of receipt of the payment. If the contractor receives less than full payment, then the contractor shall be required to disburse only the funds received on a pro rata basis with the contractor, subcontractors, and suppliers, each receiving a prorated portion based on the amount due on the payment. If the contractor without reasonable cause fails to make payments required by this section to subcontractors and suppliers within 7 working days after the receipt by the contractor of full or partial payment, the contractor shall pay to the subcontractors and suppliers a penalty in the amount of one-half of 1 percent of the amount due, per day, from the expiration of the period allowed herein for payment. Such penalty shall be in addition to actual payments owed and shall not exceed 15 percent of the outstanding balance due. In addition to other fines or penalties, a person found not in compliance with any provision of this subsection may be ordered by the court to make restitution for attorney's fees and all related costs to the aggrieved party or the Department of Legal Affairs when it provides legal assistance pursuant to this section. The Department of Legal Affairs may provide legal assistance to subcontractors or vendors in proceedings brought against contractors under the provisions of this section.

22.00 Modification: This Agreement may not be changed or modified unless authorized in writing by the Commission.

FM/JOB No(s). 43202911401
CONTRACT NO. G0C67
AGREEMENT
DATE

IN WITNESS WHEREOF, the parties hereto have caused these presents be executed, the day and year first above written.

**GRANTEE: CITY OF OCALA/MARION
COUNTY MPO**

**COMMISSION FOR THE TRANSPORTATION
DISADVANTAGED**

BY: _____

BY: _____

TITLE: _____

TITLE: Executive Director (Commission Designee)

FM/JOB No(s).	43202911401
CONTRACT NO.	G0C67
AGREEMENT	
DATE	

EXHIBIT "A"
PROJECT DESCRIPTION AND RESPONSIBILITIES:
PLANNING

This exhibit forms an integral part of that Grant Agreement, between the State of Florida, Commission for the Transportation Disadvantaged and City of Ocala/Marion County MPO, 121 Watula Avenue, Ocala, Florida 34478.

I. PROJECT LOCATION: Marion County(ies)

II. PROJECT DESCRIPTION: This project provides for the accomplishment of the duties and responsibilities of the Designated Official Planning Agency as set forth in Chapter 427, Florida Statutes, Rule 41-2, Florida Administrative Code, Commission policies and the Fiscal Year 2016-17 Planning Grant Program Manual. The project period will begin on the date of this agreement and will end on the date indicated in Article 18.00 hereof. Specific required tasks are as follows:

TASK 1: **Weighted value = 17%**
 Jointly develop and annually update the Transportation Disadvantaged Service Plan (TDSP) with the community transportation coordinator (CTC) and the LCB.

Deliverable: Complete initial TDSP or annual updates. Must be approved by the LCB no later than June 30th of the current grant cycle.

TASK 2 A: **Weighted value = 15%**
 When necessary and in cooperation with the LCB, solicit and recommend a CTC. The selection will be accomplished, to the maximum extent feasible, through public competitive bidding or proposals in accordance with applicable laws and rules. Such recommendation shall be presented to the Commission by planning agency staff or their designee as needed.

Deliverable:
 Planning agency's letter of recommendation and signed resolution.

OR

TASK 2 B:

Provide staff support to the LCB in conducting an annual evaluation of the CTC, including local developed standards as delineated in the adopted TDSP. Assist the Commission in joint reviews of the CTC.

Deliverable:

LCB and planning agency selected CTC evaluation worksheets pursuant to the most recent version of the Commission's CTC Evaluation Workbook.

TASK 3:**Weighted value = 40%**

Organize and provide staff support and related resources for at least four (4) LCB meetings per year, holding one meeting during each quarter.

Provide staff support for committees of the LCB.

Provide program orientation and training for newly appointed LCB members.

Provide public notice of LCB meetings in accordance with the most recent LCB and Planning Agency Operating Guidelines.

LCB meetings will be held in accordance with the Commission's most recent LCB and Planning Agency Operating Guidelines and will include at least the following:

1. Agendas for LCB meetings. Operator payments should be addressed as a standard agenda item for each LCB meeting, where operators are utilized by the CTC to provide services.
2. Official minutes of LCB meetings and committee meetings (regardless of a quorum). A copy will be submitted along with the quarterly report to the Commission. Minutes will at least be in the form of a brief summary of basic points, discussions, decisions, and recommendations. Records of all meetings shall be kept for at least five years.
3. A current full and active membership of voting and non-voting members to the LCB. Any time there is a change in the membership, provide the Commission with a current membership roster and mailing list of LCB members.
4. A report of the LCB membership's attendance at the LCB meeting held during this grant period. This would not include committee meetings.

Deliverable: LCB Meeting agendas; minutes; membership roster; attendance report; copy of public notice of meetings; training notification.

TASK 4:**Weighted value = 4%**

Provide at least one public workshop annually by each LCB, and assist the Commission, as requested, in co-sponsoring public workshops. This public workshop must be held separately from the LCB meeting. It may, however, be held on the same day as the scheduled LCB meeting. It could be held immediately following or prior to the LCB meeting.

Deliverable: Public workshop agenda and minutes of related workshop only. The agenda and minutes must be separate documents and cannot be included in the LCB meeting agenda and minutes, if held on the same day. Minutes may reflect "no comments received" if none were made.

TASK 5:**Weighted value = 4%**

Develop and annually update by-laws for LCB approval.

Deliverable: Copy of LCB approved by-laws with date of update noted on cover page and signature of LCB Chair or designee.

TASK 6:**Weighted value = 4%**

Develop, annually update, and implement LCB grievance procedures in accordance with the Commission's most recent LCB and Planning Agency Operating Guidelines. Procedures shall include a step within the local complaint and/or grievance procedure that advises a dissatisfied person about the Commission's Ombudsman Program.

Deliverable: Copy of LCB approved Grievance Procedures with date of update noted on cover page.

TASK 7:**Weighted value = 4%**

Review and comment on the Annual Operating Report (AOR) for submittal to the LCB, and forward comments/concerns to the Commission.

Deliverable: Cover Page of AOR, signed by CTC representative and LCB Chair.

TASK 8:**Weighted value = 4%**

Research and complete the Actual Expenditures Report (AER) for direct federal and local government transportation funds to the Commission no later than September 15th. Complete the AER, using the Commission approved form.

Deliverable: Completed AER in accordance with the most recent Commission's AER instructions.

TASK 9:**Weighted value = 4%**

Complete quarterly progress reports addressing planning accomplishments for the local transportation disadvantaged program as well as planning grant deliverables; including but not limited to, consultant contracts, special studies, and marketing efforts.

Deliverable: Complete Quarterly Progress Reports submitted with invoices. Quarterly Report must be signed by planning agency representative. Electronic signatures are acceptable.

TASK 10:**Weighted value = 4%**

Planning agency staff shall attend at least one Commission sponsored training, including but not limited to, the Commission's regional meetings or annual training workshop.

Deliverable: Documentation related to attendance at such event(s); including but not limited to sign in sheets.

III. Special Considerations by Planning Agency:

Not Applicable

IV. Special Considerations by Commission:

Not Applicable

EXHIBIT "B"
PROJECT BUDGET AND CASHFLOW

This exhibit forms an integral part of that certain Grant Agreement between the Florida Commission for the Transportation Disadvantaged and City of Ocala/Marion County MPO, 121 Watula Avenue, Ocala, Florida 34478.

I. PROJECT COST:

Estimated Project Cost shall conform to those eligible Costs as indicated by Chapter 427, Florida Statutes, Rule 41-2, Florida Administrative Code, Commission policies, and the Fiscal Year 2016-17 Planning Grant Program Manual. For the required services, compensation shall be the total maximum limiting amount of \$25,870.00 for related planning services in Marion County(ies)

Task 1	17%	\$4,397.90
Task 2	15%	\$3,880.50
Task 3	40%	\$10,348.00
Task 4	4%	\$1,034.80
Task 5	4%	\$1,034.80
Task 6	4%	\$1,034.80
Task 7	4%	\$1,034.80
Task 8	4%	\$1,034.80
Task 9	4%	\$1,034.80
Task 10	4%	\$1,034.80
<hr/>		
TOTAL:	100%	\$25,870.00

II. SOURCE OF FUNDS

Commission for the Transportation Disadvantaged State Funds (100%)	\$25,870.00
Total Project Cost	<u>\$25,870.00</u>

III. CASH FLOW – Not applicable. Grantee will be paid based on satisfactory performance of each task detailed in Exhibit A.

FY 16/17 Jul Aug Sep Oct Nov Dec Jan Feb Mar Apr May June

FM/JOB No(s).	43202911401
CONTRACT NO.	G0C67
AGREEMENT DATE	

**EXHIBIT "C"
PLANNING**

This exhibit forms an integral part of that certain Grant Agreement between the Florida Commission for the Transportation Disadvantaged and City of Ocala/Marion County MPO, 121 Watula Avenue, Ocala, Florida 34478.

THE GRANTEE SHALL SUBMIT THE FOLLOWING REQUIRED DOCUMENTS AND CERTIFICATIONS:

DOCUMENTS:

1. Submit progress reports to the Commission quarterly. Finished products such as Coordinating Board minutes, by-laws, grievance procedure, consolidated estimate of Federal and Local government transportation disadvantaged funds, and the Transportation Disadvantaged Service Plan, shall be submitted to the Commission as they are completed. The progress reports and finished products are required to accompany, or to precede, all reimbursement invoices. Reports shall be submitted to:

Florida Commission for the Transportation Disadvantaged
Attn: Project Manager
605 Suwannee Street, MS 49
Tallahassee, Florida 32399-0450

THIRD PARTY CONTRACTS: The Grantee must certify to all third party contracts pursuant to Section 12.10 except that written approval is hereby granted for:

1. Contracts furnishing contractual services or commodities from a valid State or inter-governmental contract as set forth in section 287.042(2), Florida Statutes.
2. Contracts furnishing contractual services or commodities for an amount less than Category II as set forth in section 287.107(1)(b), Florida Statutes.
3. Contracts for consultant services for an amount less than Category I as set forth in section 187.017(1)(a), Florida Statutes.

FM/JOB No(s). 43202911401
CONTRACT NO. G0C67
AGREEMENT
DATE

EXHIBIT "D"

STATE FINANCIAL ASSISTANCE (FLORIDA SINGLE AUDIT ACT)

THE STATE RESOURCES AWARDED PURSUANT TO THIS AGREEMENT CONSIST OF THE FOLLOWING:

SUBJECT TO SECTION 215.97, FLORIDA STATUTES:

Awarding Agency: Commission for the Transportation Disadvantaged/Florida Department of Transportation
State Project Title: COMMISSION FOR THE TRANSPORTATION DISADVANTAGED (CTD) PLANNING GRANT PROGRAM
CSFA Number: 55.002
***Award Amount:** \$25,870.00

*The state award amount may change with supplemental agreements

Specific project information for CSFA Number 55.002 is provided at: <https://apps.fldfs.com/fsaa/searchCatalog.aspx>

COMPLIANCE REQUIREMENTS APPLICABLE TO STATE RESOURCES AWARDED PURSUANT TO THIS AGREEMENT:

State Project Compliance Requirements for CSFA Number 55.002 are provided at: <https://apps.fldfs.com/fsaa/searchCompliance.aspx>

The State Projects Compliance Supplement is provided at: <https://apps.fldfs.com/fsaa/compliance.aspx>



Transportation Disadvantaged Planning Grant Application Form

Grant Recipient Legal Name	City of Ocala/Ocala_Marion County TPO		
Federal Employer Identification Number	59-6000392		
Registered Address	121 SE Watula Avenue		
City and State	Ocala, FL	Zip Code	34471
Contact Person for this Grant	Kenneth Odom	Phone Number Format 111-111-1111	352-629-8297
E-Mail Address [Required]	kodom@ocalafl.org	Fax Number Format 111-111-1111	352-629-8240
Project Location [County(ies)]	Marion	Proposed Project Start Date	10/1/2016
		End Date	6/30/2017
Fiscal Year Budget Allocation			
	Planning Funds Transferred to Trip & Equipment Grant		\$0.00
	Grant Amount Requested for this Application Period		\$25,874.00
	Total Budget Allocation Amount		\$25,874.00

I, Kenneth Odom , as the authorized Grant Recipient Representative, hereby certify that the information contained in this form is true and accurate and is submitted in accordance with the grant application instructions.

Signature of Grant Recipient Representative

7/1/2016
Date

A RESOLUTION OF THE OCALA/MARION COUNTY
TRANSPORTATION PLANNING ORGANIZATION
AUTHORIZING THE DIRECTOR TO EXECUTE THE FY
2016/2017 TRANSPORTATION DISADVANTAGED PLANNING
GRANT

WHEREAS, the Ocala/Marion County Transportation Planning Organization (TPO) is responsible for the coordinated, comprehensive and continuing transportation planning process for Marion County, and

WHEREAS, the Ocala/Marion County Transportation Planning Organization (TPO) is responsible for transportation planning and programming activities for Ocala/Marion County, as set forth in Chapter 339.175, Florida Statutes; and

WHEREAS, as per Chapter 427.015, Florida Statutes, the TPO is the designated official planning agency for the administration of the Transportation Disadvantaged program; and

WHEREAS, the Commission for the Transportation Disadvantaged provides planning funds on an annual basis; and

NOW THEREFORE BE IT RESOLVED by the Ocala/Marion County Transportation Planning Organization that:

The TPO authorizes the TPO Director to execute the FY 2016/17 CTD planning grant in the amount of \$25,874.

CERTIFICATE

The undersigned duly qualified Chairman of the Ocala/Marion County Transportation Planning Organization hereby certifies the foregoing is a true and correct copy of the resolution adopted at a legally convened public meeting of the Ocala/Marion County Transportation Planning Organization held this 7th day of July 2016.

By: _____
Councilman Brent Malaver, Chairman

Attest: _____
Greg Slay, TPO Director