



TRANSPORTATION PLANNING ORGANIZATION

Marion County Commission
Auditorium 601 SE 25th
Avenue, Ocala, FL 34471

May 28, 2019
4:00 PM

AGENDA

1. CALL TO ORDER AND ROLL CALL

2. PROOF OF PUBLICATION

3. PRESENTATION ITEMS

A. List of Priority Projects (LOPP) Ranking

Staff will present some proposed options for ranking the LOPP and would like direction from the board on which way to move forward.

4. ACTION ITEMS

A. UPWP Amendment

Staff will present and is requesting direction/action regarding a Unified Planning Work Program (UPWP) Amendment to add money to our upcoming fiscal year (FY 19/20) that was de-obligated from our previous fiscal year (FY 17/18)

B. 5305d Settlement Agreement

Staff will present and is requesting board direction/action regarding a 5305d settlement agreement for a lapse between grants between the TPO and the Florida Department of Transportation (FDOT)

C. TIP Amendments

Staff will present and is requesting board direction/action to amend the current Transportation Improvement Program (TIP) to add funds for various projects throughout Marion County

D. FY 2019/20 – 2023/24 DRAFT TIP

Staff will present and is requesting feedback for the DRAFT version of the upcoming FY 2019/20 – 2023/24 Transportation Improvement Program (TIP). The TIP is a five-year planning document that tracks the funding and phasing of transportation projects.

5. **CONSENT AGENDA**
 - A. **MINUTES – April 23, 2019**
 - B. **Certification Statement**
6. **COMMENTS BY FDOT**
7. **COMMENTS BY TPO STAFF**
 - A. **2045 Long Range Transportation Plan (LRTP)**
 - B. **Financial Billing Update**
8. **COMMENTS BY TPO MEMBERS**
9. **PUBLIC COMMENT (Limited to 2 minutes)**
10. **ADJOURNMENT**

If reasonable accommodations are needed for you to participate in this meeting, please call the TPO Office at (352) 629-8297 forty-eight (48) hours in advance so arrangements can be made.

Pursuant to Chapter 286.0105, Florida Statutes, if a person decides to appeal any decision made by the TPO with respect to any matter considered at this meeting or hearing, he or she will need a record of the proceedings, and that, for such purpose, he or she may need to ensure that a verbatim record of the proceedings is made, which record includes the testimony and evidence upon which the appeal is to be based.

The next regular meeting of the Ocala/Marion County Transportation Planning Organization will be held on June 25, 2019.



TO: TPO Board Members
FROM: Derrick Harris, Fiscal Manager/Transportation Planner
SUBJECT: LOPP Ranking Criteria

Every year TPO staff brings a List of Priority Projects (LOPP) before the Board for approval. In years past, there has been a total of three lists. However, this year the Florida Department of Transportation (FDOT) has requested that the MPO/TPOs in District 5 compile their various lists and combine them into one overall list. Therefore, TPO staff has worked alongside our various partners (Marion County, City of Ocala, City of Belleview, City of Dunnellon, and FDOT) in order to obtain the top priorities and place into one list for our region.

TPO staff took the information we had available to us, including FDOT's recommendations, and came up with an Interim Ranking Criteria, that could be used to rank projects. This criteria reflects an integration of performance-based planning, project phase, funding availability and local funding revenue/sources. In years past, the TPO has never used a ranking criterion as the lists didn't change much from year to year. However, with the new changes and FDOT's LOPP request, TPO staff believes it is prudent to present two potential options, as many changes are likely to occur due to combining three lists into one.

- Option One: Use the ranking criteria concept we are presenting on an INTERIM period, while an official ranking criterion is being developed as apart of our 2045 Long-Range Transportation Plan (LRTP). This more permanent tool would be available in two years (2021). The INTERIM ranking criteria will be further vetted by the Technical Advisory Committee (TAC) and Citizen Advisory Committee (CAC) in June, prior to your approval.
- Option Two: Use the committees and professionals we have in place, which would include the TAC and CAC, and allow them to rank the projects and make a recommendation to you based on their expertise.

Ultimately this decision is the TPO Board's to make, and we look forward to your feedback and ultimate recommendation.

Should you have any questions regarding the information, please contact me in our office at 629-8568.



TO: TPO Board Members
FROM: Derrick Harris, Transportation Planner/Fiscal Manager
SUBJECT: UPWP Amendment #2

Enclosed is a Resolution to amend the UPWP budget. The TPO would like to utilize close-out funds from FY 16/18 to cover a portion of the moving expenses and fees associated with the new office, such as office space construction, layout, furniture and equipment.

Any questions or concerns you may have, please feel free to contact me at 629-8568.

Unified Planning Work Program (UPWP) Revision Form

MPO Requesting UPWP Revision:

UPWP Revision Occurring in: UPWP Revision #

Type of UPWP Revision: [See here for explanation of Revisions](#)

Reason for UPWP Revision:

The text changes to the UPWP are too extensive to be captured by this revision form. Please see the attached UPWP, with changes identified in strike-through/underline.

UPWP Task Information

Fiscal Year 2018/19

Task(s) Information - List Up to 7 if there are more than 7 changes, please use an additional form.

	Task(s) Number & Name	Funding Source	Task Amounts	
			Prior to Revision	After Revision
(1)	Task 1: Administration	PL Funds	\$ 213,084	\$ 284,073
(2)	<input type="text"/>	<input type="text"/>	\$ <input type="text"/>	\$ <input type="text"/>
(3)	<input type="text"/>	<input type="text"/>	\$ <input type="text"/>	\$ <input type="text"/>
(4)	<input type="text"/>	<input type="text"/>	\$ <input type="text"/>	\$ <input type="text"/>
(5)	<input type="text"/>	<input type="text"/>	\$ <input type="text"/>	\$ <input type="text"/>
(6)	<input type="text"/>	<input type="text"/>	\$ <input type="text"/>	\$ <input type="text"/>
(7)	<input type="text"/>	<input type="text"/>	\$ <input type="text"/>	\$ <input type="text"/>
Total <u>PL</u> Balance for Fiscal Year 2018/19			\$ 499,316	\$ 570,305
Total <u>UPWP</u> Balance for Fiscal Year 2018/19			\$ 605,234	\$ 676,223

Unified Planning Work Program (UPWP) Revision Form

Fiscal Year 2019/20

Task(s) Information - List Up to 7 If there are more than 7 changes, please use an additional form.

	Task(s) Number & Name	Funding Source	Task Amounts	
			Prior to Revision	After Revision
(1)	<input type="text"/>	<input type="text"/>	\$ <input type="text"/>	\$ <input type="text"/>
(2)	<input type="text"/>	<input type="text"/>	\$ <input type="text"/>	\$ <input type="text"/>
(3)	<input type="text"/>	<input type="text"/>	\$ <input type="text"/>	\$ <input type="text"/>
(4)	<input type="text"/>	<input type="text"/>	\$ <input type="text"/>	\$ <input type="text"/>
(5)	<input type="text"/>	<input type="text"/>	\$ <input type="text"/>	\$ <input type="text"/>
(6)	<input type="text"/>	<input type="text"/>	\$ <input type="text"/>	\$ <input type="text"/>
(7)	<input type="text"/>	<input type="text"/>	\$ <input type="text"/>	\$ <input type="text"/>
Total <u>PL</u> Balance for Fiscal Year 2019/20			\$ <input type="text"/>	\$ <input type="text"/>
Total <u>UPWP</u> Balance for Fiscal Year 2019/20			\$ <input type="text"/>	\$ <input type="text"/>

This Section is Only Applicable to Amendments

Amendment Due to: (Check all that apply)

- Change in FHWA Approved Budget
- Change in Scope of FHWA Funded Work Task(s)
- Addition or Deletion of Work Task(s)
- Change in FTA Grant Funding (5305(d))

Amendment Part of De-Obligation:

(mm/dd/yyyy)

Date UPWP Amendment Approved by MPO Board :

(mm/dd/yyyy)

Date MPO Submitted UPWP Amendment for FDOT Review:

(mm/dd/yyyy)

Date FDOT Submitted UPWP Amendment for FHWA/FTA Review:

Unified Planning Work Program (UPWP) Revision Form

Required Attachments to be Included with Form Submission:

- Revised UPWP Summary Budget Table(s) (Original & Proposed)
- Revised UPWP Task Sheet(s) (Original & Proposed)
- Updated and Signed Cost Analysis Certification Statement
- MPO Resolution and/or MPO Meeting Minutes Approving UPWP Amendment (Applicable only to Amendments)

Please Use this Field to Indicate Whether Additional Forms were Required for this UPWP Revision Submittal

Form Of

Response to Request: **for FDOT, FHWA, and/or FTA use ONLY**

FDOT Action on Request: **FDOT sign Amendments ONLY**

Signature Field Date: (mm/dd/yyyy)

FDOT Comment:

FHWA Action on Request: **FHWA sign Amendments ONLY**

Signature Field Date: (mm/dd/yyyy)

FHWA Comment:

FTA Action on Request: **FTA sign Amendments for Transit projects ONLY**

Signature Field Date: (mm/dd/yyyy)

FTA Comment:

Resolution

No .

RESOLUTION OF THE OCALA/MARION COUNTY TRANSPORTATION PLANNING ORGANIZATION (TPO) ENDORSING THE AMENDED UNIFIED PLANNING WORK PROGRAM FOR FISCAL YEARS 2018/19 - 2019/20.

WHEREAS, the Ocala/Marion County Transportation Planning Organization, designated by the Governor of the State of Florida as the Metropolitan Planning Organization (MPO) and body responsible for the urban transportation planning process for the Ocala/Marion County area; and

WHEREAS, Title 23 CFR Section 450.108(c) and Florida Statute 339.175(9)(a)2 require each MPO to annually submit a Unified Planning Work Program; and

WHEREAS, a Unified Planning Work Program is defined as an annual transportation planning work program which identifies the planning budget and the planning activities to be undertaken by the TPO during the program year; and

WHEREAS, the Ocala/Marion County Transportation Planning Organization's 2018/19 - 2019/20 Unified Planning Work Program has been prepared consistent with Chapter 3 of the MPO Program Management Handbook.

WHEREAS, The 2018/19 - 2019/20 Unified Planning Work Program was approved by the Ocala/Marion County Transportation Planning Organization on May 22, 2018; and

WHEREAS, The 2018/19 - 2019/20 Unified Planning Work Program Amendment #2 was approved by the Florida Department of Transportation on _____ 2019, and

WHEREAS, the Ocala/Marion County Transportation Planning Organization's 2018/19 - 2019/20 Unified Planning Work Program has been amended to:

- Re-obligate funds from close-out in FY 16/18 and utilize in FY 18/20.
- Re-obligated funds to be utilized to cover moving expenses and fees associated with the new office space, i.e. office space construction, layout, furniture and equipment.

NOW THEREFORE BE IT RESOLVED by the Ocala/Marion County Transportation Planning Organization adopts the amended Unified Planning Work Program for 2018/19 - 2019/20 and authorizes the TPO Director to execute all applications, invoices, revisions, amendments, un-encumbrances and de-obligations that may be necessary during the duration of the UPWP.

CERTIFICATE

The undersigned duly qualified and acting Chairman of the Ocala/Marion County Transportation Planning Organization hereby certifies that the foregoing is a true and correct copy of a Resolution adopted at a legally convened meeting of the Ocala/Marion County Transportation Planning Organization held on this 23th day of May, 2019.

By: _____
Valerie Porter-Hanchar, TPO Chair

Robert Balmes, TPO Director



TO: TPO Board Members
FROM: Derrick Harris, Fiscal Manager/Transportation Planner
SUBJECT: 5305d Settlement Agreement

Due to a lack of overlap between 5305d grants, there was a period from March 1, 2018 and May 14, 2018 when the TPO didn't have an active 5305d grant. This was due in part by FDOT and TPO staff confusion regarding an extension on the grant that expired on February 28, 2018.

Due to the confusion between staffs there were active charges in the interim period for a total of \$1,201.12. Therefore, after various meetings and correspondence between FDOT and the TPO, a settlement agreement has been reached to allow FDOT to reimburse the TPO for those expenses. TPO staff is asking for approval of this agreement in order for the TPO to be reimbursed.

Should you have any questions regarding the information, please contact me in our office at 629-8568.

**SETTLEMENT AGREEMENT AND RELEASE
BETWEEN
STATE OF FLORIDA, DEPARTMENT OF TRANSPORTATION
AND
THE OCALA-MARION TRANSPORTATION PLANNING ORGANIZATION**

THIS SETTLEMENT AGREEMENT AND RELEASE ("Agreement") is entered into by and between the Ocala-Marion Transportation Planning Organization, ("Agency") and the State of Florida, Department of Transportation, ("FDOT") (collectively the "Parties").

RECITALS

A. On June 15, 2012, FDOT and Agency entered into a Public Transportation Joint Participation Agreement with Contract Number AQN78, FM Number 422440-1-14-21 ("Agreement") to participate in transit related task elements of Ocala/Marion County's Transportation Planning Organization's Unified Planning Work Program (UPWP) using pass through funds from the Federal Transit Administration Section 5303 Program and as identified in the annual program application completed by the Agency and on file with the Department. The Agreement expired on September 30, 2017.

B. On August 18, 2017, a time extension letter was issued extending the expiration date of the Contract to February 28, 2018.

C. While performing the requirements of the Joint Participation Agreement, there was some confusion about the Contract expiration date because the incorrect date of September 30, 2018 was accidentally loaded into the CM/CFM system. Because of the confusion about the Contract expiration date, no additional request for a time extension was made.

D. A new Contract (CN GOV18) was executed on May 15, 2018, but there was a lapse of time between the two Contracts.

E. The Parties enter into this Agreement to settle the invoice matter in accordance with the terms and conditions of this Agreement, as a full discharge of any service, payment, or other obligation relating to the Section 5303 Transit Planning Invoice Summary No. 4 (FY 2018) in the amount of \$1,201.12 for the service period of March 1, 2018 to May 14, 2018.

AGREEMENT

In consideration of the mutual covenants contained in this Agreement, the Parties agree as follows:

1. **RECITALS.** The above recitals are true and correct and are made a part of this Agreement.

2. **SETTLEMENT AGREEMENT.**

a. FDOT agrees to submit to the Chief Financial Officer of the State of Florida for payment of **ONE THOUSAND TWO HUNDRED ONE AND 12/100 DOLLARS (\$1,201.12)** in full and complete satisfaction of any amounts or costs associated with the work performed by Agency and any associated claims and invoices, or with any other written or verbal supplementation or renewal(s), including all interest, costs, and fees associated with the subject matter of this Agreement.

b. This Agreement settles all claims raised by Agency or FDOT, all claims which could have been raised by Agency or FDOT, and all defenses raised by Agency or FDOT. No interest of any kind or any other payment is to be added to the amount identified above to be paid by FDOT to Agency.

3. **APPROVAL.** Pursuant to Section 287.0582, Florida Statutes, the State of Florida's performance and obligation to pay under this contract is contingent upon an annual appropriation by the Legislature. This Agreement is contingent upon approval by the Chief Financial Officer of

the State of Florida. Until such approval is received, FDOT has no obligation to make any payments pursuant to this Agreement.

4. **VOLUNTARY SETTLEMENT.** The Parties agree that this Agreement is entered into after a full and independent investigation and they explicitly acknowledge that they are entering into this Agreement entirely of their own free will, uninfluenced by any duress, economic coercion, or other factors that might have the effect of negating the free will with which they entered into this Agreement. In executing this Agreement, the Parties represent that they have not relied on any statement or representation relating to this matter made by another party, or any other person or persons representing such other party. The Parties acknowledge that they have been represented by counsel throughout the negotiation of this Agreement and that they have or could have consulted their own attorney(s) regarding the meaning and effect of the terms contained in this Agreement. The Parties further acknowledge that they have read and understand this Agreement.

5. **RELEASES.** In return for and upon complete performance of paragraphs 2.a. and 2.b., above, and the releases and promises contained in this Agreement, the Parties, for themselves, their agents, representatives, attorneys, administrators, heirs, executors, successors, and assigns, do hereby fully, finally, and forever release and discharge each other and their agents, representatives, attorneys, administrators, heirs, executors, successors, and assigns of and from all claims, demands, actions, causes of action, suits, damages, losses, and expenses, of any and every nature whatsoever arising from any or all of the facts or circumstances which gave rise to this action, including but not limited to, those claims asserted or any federal, state, or administrative action or other claims that were or might have been asserted by or on behalf of the Parties against each other and any other suits or charges filed or which may be filed by or on behalf of the Parties with any federal, state, or local agency or court relating to these facts or circumstances whatsoever.

6. **NO ADMISSION OF LIABILITY.** The Parties agree and represent that this Agreement is entered into only for the purpose of settlement and compromise and any action taken pursuant to this Agreement is not to be construed or considered as an admission of liability or fault on the part of either of the Parties. The Parties further acknowledge, understand, and represent that the execution of this Agreement shall not be construed as an admission of liability or validity of any claim on the part of either of the Parties in any respect and that this Agreement is entered into to settle and terminate the dispute and avoid additional expense.

7. **ENFORCEMENT.** The Parties understand and agree that the promises and undertakings set forth in this Agreement are the sole consideration for the Agreement, that the terms and conditions are contractual and are not mere recitals, and that all agreements and understandings related to this settlement and release are expressed and embodied in this Agreement. Additionally, the Parties and their counsel have participated in the negotiation and drafting of this Agreement and that, for all purposes, this Agreement shall be deemed to have been drafted by both Parties and the normal rule of construction to the effect that any ambiguities are to be resolved against the drafting party shall not be employed in interpreting this Agreement. This Agreement shall be construed and interpreted in accordance with the laws of the State of Florida.

8. **INTEGRATION.** The Parties agree that this Agreement supersedes all other written or oral exchanges, agreements, or negotiations between the Parties concerning the subject matter of this Agreement. The Parties state that there are no representations, agreements, arrangements, or understandings, oral or written, concerning the subject matter of this Agreement that are not fully expressed and incorporated. Nothing in this Agreement is intended to nor shall it be construed to give any person or entity, other than the Parties, any right, remedy, or claim under

or by reason of this Agreement. In the event of any conflict between any provisions of the Contract and this Agreement, this Agreement shall control.

9. **SUCCESSORS.** This Agreement shall be binding on and shall inure to the benefit of the Parties, their agents, representatives, successors, and assigns.

10. **MODIFICATION.** This Agreement may not be discharged, abandoned, supplemented, changed, modified, or amended in any manner, nor any provision waived, except by a writing signed by the Parties.

11. **SEVERABILITY.** If any provision of this Agreement is adjudged by a court of competent jurisdiction to be void and unenforceable, that judgment shall not affect: (a) any other provision of this Agreement; (b) the application of such provision in any other circumstances; and (c) the validity or enforceability of this Agreement as a whole, subject to the law of severability under Florida law.

12. **WAIVER.** A waiver by FDOT or Agency of any breach of any provision of this Agreement shall not constitute a continuing waiver of any subsequent breach of the same or any other provision(s) of this Agreement.

13. **EXECUTION AND SIGNATURES.** Agency will execute two (2) originals of this Agreement. Following Agency's executing this Agreement, FDOT will execute the originals executed by Agency. Each party will be provided an executed original of this Agreement.

14. **CAPACITY AND AUTHORITY.** Each party represents and warrants to the other party that it has the capacity and full authority to make this Agreement. The persons signing this Agreement warrant that they are authorized to do so on behalf of the party they represent.

15. **NON-ASSIGNMENT.** The Parties represent that no portions of the claims, demands, or causes of action referred to by and released by this Agreement have been sold, assigned, transferred, or conveyed to any third party.

16. **ATTORNEYS' FEES AND COSTS.** The Parties agree to bear their own attorneys' fees and costs in connection with any work performed relating to this claim, including, but not limited to, the negotiation, drafting, and execution of this Agreement. In the event that any action or proceeding is brought to enforce the terms of this Agreement, venue shall only be proper in the appropriate court located in Leon County, Florida and the prevailing party shall be entitled to recover its attorneys' fees and costs.

17. **E-VERIFY REQUIREMENT.**

Agency:

a. shall utilize the U.S. Department of Homeland Security's E-Verify system to verify the employment eligibility of all new employees hired by the Agency during the term of the Contract; and

b. shall expressly require any subcontractors performing work or providing services pursuant to the Contract to likewise utilize the U.S. Department of Homeland Security's E-Verify system to verify the employment eligibility of all new employees hired by the subcontractor during the Contract term.

The remainder of this page intentionally left blank.

IN WITNESS WHEREOF, we have executed this Agreement on the dates noted below.

Agency:

Ocala/Marion County
Transportation Planning Organization

By: _____

Name: Valarie Hanchar

Title: Chairman

Date: _____

FDOT:

State of Florida, Department of
Transportation

By: _____

Name: Kevin J. Thibault, Jr., P.E.

Title: Secretary

Date: _____

Legal Review:

Print Name:

Date: _____

Contract Funds Administrator:

Print Name:

Date: _____



TO: TPO Board Members
FROM: Derrick Harris, Fiscal Manager/Transportation Planner
SUBJECT: TIP Amendments

Per the request of the Florida Department of Transportation (FDOT) the following projects are being amended to the FY 2018/19 – 2022/23 Transportation Improvement Program (TIP):

FM#426179-1 – Silver Springs State Park Pedestrian Bridge – Pedestrian Overpass

- \$50,000.00 is being added for wetland mitigation in FY 2020. Previously there was no money allocated for this phase.

FM#443170-1 – State Road 93 (I-75), from Sumter County Line to State Road 200 – Resurfacing project

- \$1,310,000.00 is being added for Design in FY 2019 & 2020 due to funding availability. Previously there was no money allocated for this phase.

FM#444382-1 – County Road 484/Pennsylvania Avenue at Crossing #622599-D – Rail Safety Project

- \$400,058.00 is being added for Construction in FY 2020 due to availability of funding. Previously there was no money allocated for this phase.

FM#444383-1 – Southeast 36th Avenue at Crossing #627220-F – Rail Safety Project

- \$320,189.00 is being added for Construction in FY 2020 due to availability of funding. Previously there was no money allocated for this phase.

FM#443623-1 – I-75 (State Road 93), from Turnpike (State Road 91) to State Road 200- PD&E Study

- \$6,310,000.00 is being added for a PD&E in FY 2019 & 2020, due to the availability of Strategic Intermodal System (SIS) funding.

FM#443624-1 – I-75 (State Road 93), from State Road 200 to County Road 234 PD&E Study

- \$7,600,000.00 is being added for a PD&E in FY 2019 & 2020, due to the availability of Strategic Intermodal System (SIS) funding.

FM#445377-1 – Marion-Ocala Section 5339 Small Urban Capital – Capital Transit Project

- The Federal Transit Administration (FTA) is awarding Marion County with \$351,793.00 in FY 2019 for the purchase of a bus and bus facility projects.

Should you have any questions regarding the information, please contact me in our office at 629-8568.



Florida Department of Transportation

RON DESANTIS
GOVERNOR

719 S. Woodland Boulevard
DeLand, Florida 32720-6834

KEVIN J. THIBAUT, P.E.
SECRETARY

March 18, 2019

Mr. Derrick Harris, Interim TPO Director
Ocala-Marion Transportation Planning Organization
201 SE 3rd Street, 2nd Floor
Ocala, FL 34471

SUBJECT: Fiscal Year 2020 to Fiscal Year 2024 Tentative Work Program - Additional Project Schedule Changes

Dear Mr. Harris:

This letter and enclosure is to notify the Ocala/Marion County Transportation Planning Organization (TPO) of additional rescheduled projects that have been deferred, advanced, moved-out, or deleted in the Florida Department of Transportation's (FDOT) Tentative Work Program for Fiscal Years 2020 through 2024. These are additional projects that were not included in the department's variance letter sent out to the TPO on January 16, 2019. These additional changes are due to budget shortfalls in state and federal funding and additional cost increases.

The department recognizes how important these projects are to the TPO and the citizens of Marion County. FDOT will continue to partner with the TPO, Marion County, local municipalities, and the citizens of Marion County to bring these important projects to fruition for the community. The department always looks for opportunities to advance projects already in the department's work program system before adding new projects. The department will also have an opportunity to identify projects that can be advanced into an earlier fiscal year once we enter the new tentative work program development cycle for Fiscal Year 2021 to Fiscal Year 2025.

Pursuant to Subsection 339.135(4)(c) 3 and (d), Florida Statutes, the Florida Department of Transportation (FDOT) is required to provide Metropolitan Planning Organizations (MPO) with a written explanation for any project in the TPO's Transportation Improvement Program (TIP) which is proposed to be rescheduled or deleted for Fiscal Year 2020 to Fiscal Year 2024 of the FDOT's Adopted and Tentative Work Programs. Please see the attached list of projects that have been rescheduled.

Should you have any questions or concerns please contact Ms. Vickie Wyche, FDOT Liaison at 386-943-5185 or via e-mail at Vickie.Wyche@dot.state.fl.us.

Sincerely,

Kellie Smith
FDOT Planning Manager
District Five

Enclosure

cc: Michael Shannon, District Secretary, FDOT
Loreen Bobo, Director of Transportation Development, FDOT
Alison Stettner, Planning & Environmental Management Administrator, FDOT
Anna Taylor, Government Affairs Liaison, FDOT
Vickie Wyche, MPO Liaison, FDOT
Kathy Alexander, Program Management Administrator, FDOT
Steve Friedel, Work Program Manager, FDOT

VARIANCE LEGEND

ADVANCES	A project phase is moved to an earlier year in the tentative work program system.
DEFERS	A project phase is moved to a later year in the tentative work program system.
DELETIONS	A project phase is removed from the Work Program System.
MOVED OUT	A project phase is moved out of the tentative work program system.

PHASE GROUP	PHASE TYPE
1 – PLANNING	1 – IN-HOUSE
2 – PROJECT DEV. & ENVIRONMENT	2 – CONSULTANT/CONTRACTOR
3 – PRELIMINARY ENGINEERING	3 – PURCHASE
4 – RIGHT-OF-WAY	4 – GRANT
5 – CONSTRUCTION	5 – RELOCATE
6 – CONSTRUCTION SUPPORT	6 – UTILITY
7 – MAINTENANCE	7 – RAILROAD
8 – OPERATIONS	8 – OTHER AGENCY
9 – CAPITAL	9 – INDIRECT SUPPORT
A – ADMINISTRATION	A – CONTRACT INCENTIVE
B – RESEARCH	B – SERVICE CONTRACT
C – ENVIRONMENTAL	

THE WORK PROGRAM PHASE CONSISTS OF THE PHASE GROUP AND THE PHASE TYPE ONE ACTIVITY FROM EACH COLUMN WOULD DESCRIBE THE PHASE; E.G., PRELIMINARY ENGINEERING BY A CONSULTANT/CONTRACTOR WOULD BE A PHASE 32.

COMMON YEARS REFERS TO PROJECTS OR PHASES CONTAINED IN THE FOUR COMMON YEARS OF THE ADOPTED WORK PROGRAM AND THE TENTATIVE WORK PROGRAM.

**OCALA/MARION COUNTY TPO
FISCAL YEARS 2020 – 2024
JUSTIFICATION FOR HIGHWAY AND PUBLIC TRANSPORTATION PROJECTS
ADVANCED, DEFERRED, DELETED OR MOVED OUT**

NUMBER	ITEM NUMBER (FM#)	DESCRIPTION	REASON FOR CHANGE
ADVANCED			
NA	NA	NA	NA
DEFERRED			
1	437826-1-52-01 437826-1-61-01	I-75 Marion County Rest Areas Landscaping	Construction phase deferred from Fiscal Year 2022 to Fiscal Year 2024 due to revenue shortfalls and cost estimate increases.
2	440780-1-94-01	Marion-Ocala International Airfield Pavement Rehabilitation – Aviation Project	Capital Grant phase deferred from Fiscal Year 2022 to Fiscal Year 2023 at the sponsor’s request.
DELETED			
NA	NA	NA	NA
MOVED-OUT			
1	410674-2-52-01 410674-2-61-01 410674-2-62-01	State Road 40, From End of 4 Lanes to East of County Road 314 – Add Lanes and Reconstruct	Construction and Construction Engineering Inspection phases deferred from Fiscal Year 2021 to Fiscal Year 2029 due to revenue shortfalls and cost estimate increases.



Florida Department of Transportation

RON DESANTIS
GOVERNOR

719 S. Woodland Boulevard
DeLand, Florida 32720-6834

KEVIN J. THIBAUT, P.E.
SECRETARY

March 13, 2019

Mr. Derrick Harris
Interim Executive Director
Ocala/Marion County TPO
201 SE 3rd Street, 2nd Floor
Ocala, Florida 34471

Dear Mr. Harris:

Subject: REQUEST FOR TRANSPORTATION IMPROVEMENT PROGRAM CHANGES

The Florida Department of Transportation (FDOT) requests the following changes to be made to Ocala/Marion County Transportation Planning Organization’s Adopted Fiscal Years 2018/2019 – 2022/2023 Transportation Improvement Program (TIP) in coordination with the corresponding changes to the Department’s Adopted Work Program. Please make sure that you put the amendment date on your cover page of the amended TIP and the page of the TIP that the project is listed on. Please note that these projects will need to be added to the MPO’s New TIP which is effective October 1, 2019 for Fiscal Years 2020 through 2024.

MARION COUNTY

FM#426179-1 Silver Spring State Park Pedestrian Bridge – Pedestrian Overpass - Project Sponsor: FDOT

Current TIP Status:

Project mitigation phase is currently not in the TIP for Fiscal Years 2018/2019 – 2022/2023.

Current TIP:

Phase	Original Funding Type	Original Amount	Fiscal Year
Environmental Mitigation	NONE	\$0.00	2020
TOTAL		\$0.00	

Proposed Amendment:

Phase	Original Funding Type	Amended Amount	Fiscal Year
Environmental Mitigation	ACTN (Federal Funding)	\$50,000.00	2020
TOTAL		\$50,000.00	

Difference: \$50,000.00

Explanation: Wetland mitigation was added to the Department’s Work Program System in Fiscal Year 2020.

FM#443170-1

**State Road 93 (I-75), from Sumter County Line to State Road 200 –
Resurfacing Project - Project Sponsor: FDOT**

Current TIP Status:

Project design phase is currently not in the TIP for Fiscal Years 2018/2019 – 2022/2023.

Current TIP:

Phase	Original Funding Type	Original Amount	Fiscal Year
PE (Design) In-House Charges	NONE	\$0.00	2019
PE (Design)	NONE	\$0.00	2020
	TOTAL	\$0.00	

Proposed Amendment:

Phase	Original Funding Type	Amended Amount	Fiscal Year
PE (Design) In-House Charges	DIH (Federal Funding)	\$10,000.00	2019
PE (Design) In-House Charges	ACNP (Federal Funding)	\$50,000.00	2020
PE (Design)	ACNP (Federal Funding)	\$1,250,000.00	2020
	TOTAL	\$1,310,000.00	

Difference: \$1,310,000.00

Explanation: Design phase programmed into the Department’s Work Program System for Fiscal Years 2019 and 2020 due to the availability of funding.

FM#444382-1

**County Road 484/Pennsylvania Avenue at Crossing #622599-D – Rail Safety
Project - Project Sponsor: FDOT**

Current TIP Status:

Project construction railroad phase is currently not in the TIP for Fiscal Years 2018/2019 – 2022/2023.

Current TIP:

Phase	Original Funding Type	Original Amount	Fiscal Year
Construction Railroad	NONE	\$0.00	2020
	TOTAL	\$0.00	

Proposed Amendment:

Phase	Original Funding Type	Amended Amount	Fiscal Year
Construction Railroad	RHP (Federal Funding)	\$400,058.00	2020
	TOTAL	\$400,058.00	

Difference: \$400,058.00

Explanation: Construction railroad phase programmed into the Department’s Work Program System for Fiscal Year 2020 due to the availability of funding.

FM#444383-1 Southeast 36th Avenue at Crossing #627220-F – Rail Safety Project - Project Sponsor: FDOT

Current TIP Status:

Project construction railroad phase is currently not in the TIP for Fiscal Years 2018/2019 – 2022/2023.

Current TIP:

Phase	Original Funding Type	Original Amount	Fiscal Year
Construction Railroad	NONE	\$0.00	2020
PE (Design)	NONE	\$0.00	2020
	TOTAL	\$0.00	

Proposed Amendment:

Phase	Original Funding Type	Amended Amount	Fiscal Year
Construction Railroad	RHP (Federal Funding)	\$320,189.00	2020
	TOTAL	\$320,189.00	

Difference: \$320,189.00

Explanation: Construction railroad phase programmed into the Department’s Work Program System for Fiscal Year 2020 due to the availability of funding.

DISTRICTWIDE (MARION COUNTY)

FM#443623-1 I-75 (State Road 93), From Turnpike (State Road 91) to State Road 200 – Project Development and Environmental Study - Project Sponsor: FDOT

Current TIP Status:

Project Development and Environmental Study phase is currently not in the TIP for Fiscal Years 2018/2019 – 2022/2023.

Current TIP:

Phase	Original Funding Type	Original Amount	Fiscal Year
PD&E (Project Development & Environmental) In-House Charges	NONE	\$0.00	2019
PD&E (Project Development & Environmental)	NONE	\$0.00	2020
	TOTAL	\$0.00	

Proposed Amendment:

Phase	Original Funding Type	Amended Amount	Fiscal Year
PD&E (Project Development & Environmental) In-House Charges	DIH (State)	\$10,000.00	2019
PD&E (Project Development & Environmental)	ANCP (Federal Funding)	\$6,300,000.00	2020
	TOTAL	\$6,310,000.00	

Difference: \$6,310,000.00

Explanation: Project Development and Environmental phase programmed into the Department's Work Program System for Fiscal Year 2019 and Fiscal Year 2020 due to the availability of Strategic Intermodal System (SIS) funding.

FM#443624-1 I-75 (State Road 93), From State Road 200 to County Road 234 – Project Development and Environmental Study - Project Sponsor: FDOT

Current TIP Status:

Project Development and Environmental Study phase is currently not in the TIP for Fiscal Years 2018/2019 – 2022/2023.

Current TIP:

Phase	Original Funding Type	Original Amount	Fiscal Year
PD&E (Project Development & Environmental) In-House Charges	NONE	\$0.00	2019
PD&E (Project Development & Environmental)	NONE	\$0.00	2020
	TOTAL	\$0.00	

Proposed Amendment:

Phase	Original Funding Type	Amended Amount	Fiscal Year
PD&E (Project Development & Environmental) In-House Charges	DIH (State)	\$10,000.00	2019
PD&E (Project Development & Environmental)	ACNP (Federal Funding)	\$7,590,000.00	2020
	TOTAL	\$7,600,000.00	

Difference: \$7,600,000.00

Explanation: Project Development and Environmental phase programmed into the Department's Work Program System for Fiscal Year 2019 and Fiscal Year 2020 due to the availability of Strategic Intermodal System (SIS) funding.

Sincerely,

Vickie Wyche

Vickie Wyche, MPO Liaison
District Five

cc: Alison Stettner, Planning & Environmental Management Administrator, FDOT
Kellie Smith, Planning Manager, FDOT
Anna Taylor, Government Liaison Administrator, FDOT



Florida Department of Transportation

RON DESANTIS
GOVERNOR

719 S. Woodland Boulevard
DeLand, Florida 32720-6834

KEVIN J. THIBAUT, P.E.
SECRETARY

April 29, 2019

Mr. Derrick Harris
Interim Executive Director
Ocala/Marion County TPO
201 SE 3rd Street, 2nd Floor
Ocala, Florida 34471

Dear Mr. Harris:

Subject: REQUEST FOR TRANSPORTATION IMPROVEMENT PROGRAM CHANGES

The Florida Department of Transportation (FDOT) requests the following changes to be made to Ocala/Marion County Transportation Planning Organization’s Adopted Fiscal Years 2018/2019 – 2022/2023 Transportation Improvement Program (TIP) in coordination with the corresponding changes to the Department’s Adopted Work Program. Please make sure that you put the amendment date on your cover page of the amended TIP and the page of the TIP that the project is listed on. Please note that these projects will need to be added to the TPO’s New TIP which is effective October 1, 2019 for Fiscal Years 2020 through 2024.

MARION COUNTY

FM#445377-1 Marion-Ocala Section 5339 Small Urban Capital – Capital Transit Project - Project Sponsor: Marion County

Current TIP Status:

Project is currently not in the TIP for Fiscal Years 2018/2019 – 2022/2023.

Current TIP:

Phase	Original Funding Type	Original Amount	Fiscal Year
Capital Grant	NONE	\$0.00	2019
TOTAL		\$0.00	

Proposed Amendment:

Phase	Original Funding Type	Amended Amount	Fiscal Year
Capital Grant	FTA (Federal Funding)	\$281,434.00	2019
Capital Grant	LF (Local Funding)	\$70,359.00	2019
TOTAL		\$351,793.00	

Difference: \$351,793.00

Explanation: Federal Transit Administration funding awarded to Marion County for Fiscal Year 2019 to purchase bus and bus facility projects.

Sincerely,

Vickie Wyche

Vickie Wyche, MPO Liaison
District Five

cc: Alison Stettner, Planning & Environmental Management Administrator, FDOT
Kellie Smith, Planning Manager, FDOT
Anna Taylor, Government Liaison Administrator, FDOT



TO: TPO Board Members
FROM: Kristen Woodruff, Transportation Planner
SUBJECT: DRAFT FY 2019/20 – 2023/24 Transportation Improvement Program

Attached is a draft of the FY 2019/20 – 2023/24 Transportation Improvement Program (TIP) for your review. The listing of scheduled projects in this document are pulled from the Florida Department of Transportation’s Tentative Work Program.

Notable additions to this year’s update include:

- 433652-1: SR 40 intersections at SW 40th Avenue and SW 27th Avenue – Add turn lanes (additional \$1.3 million)
- 4261791-1: Silver Springs State Park Pedestrian Bridges – Pedestrian/Wildlife Overpass (additional \$2.6 million)
- 433651-1: CR 484 from SW 20th Avenue to CR 475A – Interchange Improvement (Construction phases and additional ROW funding, \$6.8 million)
- Updated SunTran and Congestion Management Process language in Executive Summary

TPO staff will present an overview of the 2019 TIP update to committee members at the May 28th board meeting. TPO staff is requesting feedback on this draft TIP.

If you have any questions regarding the TIP or any of the projects included, please feel free to contact the TPO staff at (352) 629-8297.



OCALA/MARION COUNTY TPO

TRANSPORTATION IMPROVEMENT PROGRAM—**DRAFT**

FY 2019/20—FY 2023/24

ADOPTED MM/DD/YYYY

OCALA/MARION COUNTY TRANSPORTATION PLANNING ORGANIZATION

201 SE 3rd Street, 2nd Floor
Ocala, Florida 34471
(352) 629-8297

BOARD

Valerie Hanchar, **Chair**
Dunnellon City Council

Ron Livsey
Bellevue City Commission

Jeff Gold, **Vice Chair**
Marion County Board of Commissioners

Kathy Bryant
Marion County Board of Commissioners

David Moore
Marion County Board of Commissioners

Michelle Stone
Marion County Board of Commissioners

Carl Zalak
Marion County Board of Commissioners

Kent Guinn
City of Ocala, Mayor

Justin Grabelle
Ocala City Council

Brent Malever
Ocala City Council

Jay Musleh
Ocala City Council

Mary Sue Rich
Ocala City Council

Matthew Wardell
Ocala City Council

STAFF

Robert Balmes
Director

Derrick Harris
Transportation Planner/Fiscal Manager

Kristen Woodruff
Transportation Planner

Elizabeth Mitchell
Grants Manager

Shakayla Jacobs
Administrative Assistant

TABLE OF CONTENTS

Glossary of Abbreviations

Executive Summary

 Priority Projects

Phase and Funding Code Legends

5 Year Summary by Fund Code

Section 1 – Federal /State Projects

Section 2 – TPO Funding

Section 3 – Countywide

Section 4 – Bike/Ped Projects

Section 5 – Aviation Projects

Section 6 – Transit Projects

GLOSSARY OF ABBREVIATIONS

CAC	-	Citizen's Advisory Committee
CFR	-	Code of Federal Regulations
CTD	-	Commission for the Transportation Disadvantaged
DCA	-	Department of Community Affairs
DEP	-	Department of Environmental Protection
EPA	-	Environmental Protection Agency
FAA	-	Federal Aviation Administration
FDOT	-	Florida Department of Transportation
FHWA	-	Federal Highway Administration
FTA	-	Federal Transit Administration
FSUTMS	-	Florida Standard Urban Transportation Modeling Structure
ISTEA	-	Intermodal Surface Transportation Efficiency Act of 1991
JPA	-	Joint Participation Agreement
TPO	-	Metropolitan Planning Organization
NHS	-	National Highway System
PL	-	Planning-federal funds provided for the administration of the TPO

RPC	-	Regional Planning Council
STP	-	Surface Transportation Program
TAC	-	Technical Advisory Committee
TDLCB	-	Transportation Disadvantaged Local Coordinating Board
TDP	-	Transit Development Plan
TDTF	-	Transportation Disadvantaged Trust Funds
FAST	-	Fixing America's Surface Transportation
TIP	-	Transportation Improvement Program
TMA	-	Transportation Management Area (TPO's with a population >200,000)
UPWP	-	Unified Planning Work Program
USC	-	United States Code

EXECUTIVE SUMMARY

PURPOSE

The Ocala/Marion County Transportation Planning Organization's (TPO) Transportation Improvement Program (TIP) documents the anticipated timing and cost of regional transportation improvements for a period of five years. It is a program that serves as the budget for carrying out the adopted Year 2040 Long Range Transportation Plan. In July 1989, the Florida Legislature passed Senate Bill 1474 which revamped the TIP process in order to provide a more responsive and comprehensive method of developing the annual Florida Department of Transportation (FDOT) budget. This TIP represents the federal *Fixing America's Surface Transportation (FAST) Act* requirements according to (23 USC 134 (j)) and the state requirement of Florida Statute 339.175 (7). All sections and elements of this document are financially feasible as demonstrated through the TIP implementation schedule with corresponding committed public resources expected to carry out the plan pursuant to (23 USC 135 (g)(4)(D)(ii) and Title 49 CFR, Part 316. The TIP must include federal and state funded projects as well as turnpike, airport, and transit work items.

FEDERAL AND STATE FUNDED HIGHWAY PROJECTS

This chapter contains project descriptions for the FDOT District Five 2019/2020 - 2023/2024 Tentative Work Program for federal and state road, enhancement, intersection, and railroad improvement projects. These projects are funded with National Highway System funds, Surface Transportation Program funds, or

State Trust funds and are developed by the FDOT based on TPO recommended priorities. Under state law the annually updated TIP shall consist of the state's first year funded improvements and the recommended subsequent four state fiscal years for advancement. This five-year schedule of federal and state projects begins on page 1-1. It is inclusive of the federally funded first three years and consistent with the Department's Tentative Work Program.

PUBLIC TRANSPORTATION ELEMENT

On April 15, 1997, the City of Ocala and Marion County signed an inter-local agreement for the development of a fixed route transit system in Ocala, named SunTran. By December 1998, SunTran had purchased vehicles, established a route network, and contracted with a management company to establish a fixed route transit system and complementary paratransit system in Ocala and Marion County. On December 15, 1998 SunTran began service to the community. Within weeks SunTran had surpassed its six-month ridership goals. SunTran currently operates a fleet of nine vehicles on six routes. Daily ridership currently averages 1,410 passengers per weekday and 1,108 passengers per Saturday.

Until 2019, the TPO staff operated as SunTran's administrative staff and the TPO board served as its policy board. On April 23, 2019 the TPO board approved an interlocal agreement that transferred its duties as the SunTran policy board to the Ocala City Council, effective July 1, 2019. The new agreement was subsequently approved by the Marion County Commission and the Ocala City Council on May 7, 2019. SunTran contracts with RATP Development (RATP Dev), which directly operates and

maintains the fixed-route buses. RATPDev subcontracts for ADA paratransit services with Marion Transit Services, the local Community Transportation Coordinator under the Florida Transportation Disadvantaged Program. This arrangement has proved to provide a complete, comprehensive and cost-effective transportation system for the citizens of Ocala and Marion County.

The SunTran service consists of six routes. In downtown Ocala, five of the six routes meet at the Central Transfer Station and provide service to Ocala. The Central Transfer Station is a multi-modal terminal providing connections to Greyhound services and formerly to AMTRAK. The sixth route operates from southeast Ocala to the community of Silver Springs Shores. A transfer station located at the Marion County Public Health Unit provides access to the downtown routes from this route. SunTran's routes were developed to provide the greatest access for passengers to local hospitals, major employers, shopping sites, medical offices, schools and housing opportunities. Service operates from approximately 5:00 a.m. to 10:00 p.m. Monday through Saturday.

The basic adult fare for SunTran is \$1.50. A reduced fare of \$0.75 is offered throughout the day for seniors, persons with disabilities, and persons with Medicare cards as well as retired and active duty military. Youth and students pay \$1.10. Children five years of age or lower ride free. SunTran also has discounted monthly passes for all categories of passengers. Fares for Marion Transit Service paratransit services are \$2.00. (OIT)

The National Transit Database Report for FY 2018 showed that SunTran provided 30,064 revenue hours and 479,908 revenue miles of service to 416,242 unlinked passengers. Total annual operating expenses for the period were \$1.82 million.

Also included in this Element are funds provided to Marion Transit Services for the provision of transportation services under the Transportation Disadvantaged Program. The State of Florida Commission for the Transportation Disadvantaged provides grants to the TPO and to Marion Transit Services, as the CTC. Marion Transit Services was selected as the CTC for Marion County by the Ocala/Marion County Transportation Disadvantaged Local Coordinating Board and the TPO. The funds provided to the TPO are earmarked for planning functions. The funds provided to Marion Transit Services are earmarked for the purchase of non-sponsored trips and equipment. Non-sponsored trips are for any transportation disadvantaged individual that are not covered in whole or part by any other social service agency. Services provided under this program are coordinated by the CTC to increase efficiency as well as to reduce duplication of services.

AVIATION ELEMENT

The TIP's Aviation Element addresses the next five years of scheduled FDOT programmed improvements to the Ocala Regional Airport and the Dunnellon/Marion County Airport. The FAA and FDOT are currently involved in numerous planned improvements for both of these regionally significant airports. The FAA general aviation terminal study forecasts that Marion County will experience rapid aviation growth over the next several years.

FINANCIAL PLAN

The Ocala/Marion County TIP is financially constrained each fiscal year. All federal and state funded projects can be implemented using current or projected revenue sources. The summary tables on pages 1-1 through 6-2 identify, by funding source, the projects scheduled by fiscal year. These tables correspond to funding available in the FDOT Tentative Five-Year Work Program, demonstrating the document's financial feasibility.

PROJECT SELECTION PROCESS

The project selection process is carried out annually by the TPO in accordance with federal requirements (23 C.F.R. 450.324(c)). This requires the Ocala/Marion County TPO to complete its project selection with the support and cooperation of the FDOT District Planning Office in conformance with the TIP process. When a project in the TPO planning area has been identified as a potential project, the TPO requests that FDOT and the FHWA actively pursue the appropriate funding.

The FDOT shall give priority to those projects that are:

1. Designed to maximize safe and efficient travel;
2. Identified in approved local government comprehensive plans to receive local matching funds in accordance with the provisions of Section 335.20 or to be funded pursuant to the provisions of Section 339.12;
3. Within transportation corridors protected by local government action;

4. Used in the operation of or in conjunction with public transportation facilities; and
5. Located within the boundaries of a local government which has made a responsible effort to fund improvements needed to accommodate local traffic.

This document translates the local elected government officials' priorities for transportation improvements from the planning level to the actual project development level. The TIP is updated annually to ensure that these priorities are always current with the desires of the members of the local governments.

AMENDMENTS TO OR REMOVAL FROM TRANSPORTATION IMPROVEMENT PROGRAM

The existing federally approved TIP can be modified at any time when there is a joint agreement between the TPO and FDOT. Modification of a current TIP may require amendment to the FDOT Adopted Work Program. The district may amend the Adopted Work Program based on projects that require mid-year rescheduling, however; any project change requires joint action by the TPO and the FDOT.

Therefore, the TPO may not remove or reschedule any local City, County, or City/County funded level of service project from the current TIP to a subsequent TIP without an amendment. However, if a locally funded project is a non-level of service requirement, the TPO may unilaterally add, remove, or reschedule any project to the TIP.

Action by the District Secretary is required for all joint TIP amendments that involves the FDOT Adopted Work Program that is to be advanced, deleted, or rescheduled pursuant to the following provisions of paragraph 339.135(7) (c), F.S.:

- (a) The change adds new individual projects;
- (b) The change adversely impacts financial constraint;
- (c) The change results in major scope changes;
- (d) The change deletes and individually listed project from the TIP/STIP; or
- (e) The change results in a cost increase greater than 20% AND \$2 million.

SAFETY/PERFORMANCE MANAGEMENT MEASURES

Performance Management is a strategic approach to connect investment and policy decisions to help achieve performance goals. Performance measures are quantitative criteria used to evaluate progress. Performance measure targets are the

benchmarks against which collected data is gauged. The Moving Ahead for Progress in the 21st Century Act (MAP-21) requires State DOTs and MPOs to conduct performance-based planning by tracking performance measures and setting data-driven targets to improve those measures. Performance-based planning ensures the most efficient investment of federal transportation funds by increasing accountability, transparency, and providing for better investment decisions that focus on key outcomes related to seven national goals:

- Improving Safety;
- Maintaining Infrastructure Condition;
- Reducing Traffic Congestion;
- Improving the Efficiency of the System
- Improving Freight Movement;
- Protecting the Environment; and,
- Reducing Delays in Project Delivery.

The Fixing America's Surface Transportation (FAST) Act supplements the MAP-21 legislation by establishing timelines for State DOTs and MPOs to comply with the requirements of MAP-21. State DOTs are required to establish statewide targets and MPOs have the option to support the statewide targets or adopt their own.

Safety is the first national goal identified in the FAST Act. In March of 2016, the Highway Safety Improvement Program (HSIP) and Safety Performance Management Measures Rule was finalized and published in the *Federal Register*. The rule requires MPOs to set targets for the following safety-related performance measures and report progress to the State DOT:

- Fatalities;
- Serious Injuries;
- Nonmotorized Fatalities and Serious Injuries;
- Rate of Fatalities per 100M Vehicle Miles Traveled (VMT); and
- Rate of Serious Injuries per 100M VMT.

The 2016 Florida Strategic Highway Safety Plan (SHSP) is the statewide plan focusing on how to accomplish the vision of eliminating fatalities and reducing serious injuries on all public roads. The SHSP was developed in coordination with Florida's 27 metropolitan planning organizations (MPOs) through Florida's Metropolitan Planning Organization Advisory Council (MPOAC). The SHSP development process included review of safety-related goals, objectives, and strategies in TPO plans. The SHSP guides FDOT, T/MPOs, and other safety partners in addressing safety and defines a framework for implementation activities to be carried out throughout the State.

The Florida SHSP and the Florida Transportation Plan (FTP) both highlight the commitment to a vision of zero deaths. The FDOT Florida Highway Safety Improvement Program (HSIP) annual report documents the statewide performance measures toward that zero deaths vision. The TPO adopted their own safety targets on February 26, 2019. The safety targets are as follows:

- Number of Fatalities – 80*
- Rate of Fatalities per 100 Million VMT – 1.66*
- Number of Serious Injuries – 405*
- Rate of Serious Injuries per 100 Million VMT – 8.40
- Number of Non-Motorized Fatalities/Serious Injuries – 50*

*the fatality and serious injury target numbers were determined by using historical trend to predict the 2019 Vehicle Miles Traveled (VMT) and multiplying that number by the annual average rate over the previous 5 years.

The TIP considers potential projects that fall into specific investment priorities established by the TPO in the Long-Range Transportation Plan (LRTP). For the Ocala/Marion County TPO this includes safety programs such as collaborative community efforts with the Marion County CTST, Safety Through Engineering, Education and Responsibility (S.T.E.E.R.), the Bike 'Rodeo' program with the Marion County Health Department, CarFit, Walk Your Kids to School Day and the Safe Routes to School (SRTS) program. Other efforts by the TPO include monitoring of crash data and trends through the annual Traffic Counts & Trends Manual, crash mitigation and data collection efforts through Intelligent Transportation Systems deployment, Roadway Safety Audits (RSAs), and operational and safety analysis for any projects that are added to any of the three Priority Project lists that are maintained by the TPO. These analyses allow for TPO staff to predict the potential safety and operational benefits that each project would afford to the each corridor and the overall system as a whole.

The TIP includes specific investment priorities that support all of the TPO's goals including safety, using a prioritization and project selection process established in the LRTP. This process evaluates projects that have an anticipated effect of reducing both fatal and injury crashes. The TPO's goal of reducing fatal and serious injury crashes is linked to this investment plan and the process used in prioritizing the projects is consistent with federal requirements. The TPO will continue to coordinate with FDOT and transit providers to take action on the additional targets and other requirements of the federal performance management process.

CONGESTION MANAGEMENT PROCESS

On May 18, 2018, FDOT established statewide performance targets for the system performance measures. On October 23, 2018, the Ocala/Marion County TPO agreed to support FDOT’s statewide system performance targets, thus agreeing to plan and program projects in the TIP that, once implemented, are anticipated to make progress toward achieving the statewide targets. Table 5.1 presents the statewide and TPO targets.

Performance Measure	2-year Statewide Target (2019)	4-year Statewide Target (2021)
Percent of person-miles on the Interstate system that are reliable (Interstate LOTTR)	75%	70%
Percent of person-miles on the non-Interstate NHS that are reliable (Non-Interstate NHS LOTTR)	Not Required ⁵	50%
Truck travel time reliability (TTTR)	1.75	2.00

For comparative purposes, current statewide conditions are as follows:

- 82 percent of person-miles traveled on the Interstate are reliable;
- 84 percent of person-miles traveled on the non-Interstate are reliable; and

- 1.43 truck travel time reliability index.

In establishing these targets, FDOT reviewed external and internal factors that may affect reliability; analyzed travel time data from the National Performance Management Research Dataset (NPMRDS) for the years 2014 to 2017, and developed a sensitivity analysis indicating the level of risk for road segments to become unreliable.

The federal travel time reliability measures follow a new methodology that differ from prior Florida efforts. In addition, beginning in 2017, the NPMRDS expanded its coverage of travel segments, and a new vendor began to supply the dataset, creating a difference in reliability performance results on non-Interstate NHS segments between pre-2017 trends and later trends. These factors create challenges for establishing a confident trend line to inform target setting for the next two to four years.

In consideration of these differences, as well as other unknowns and unfamiliarity associated with the new required processes, FDOT took a conservative approach when establishing its initial statewide system performance and freight targets. It is the intent of FDOT to meet or exceed the established performance targets. System performance and freight are addressed through several statewide initiatives:

- Florida’s Strategic Intermodal System (SIS) is composed of transportation facilities of statewide and interregional significance. The SIS is a primary focus of FDOT’s capacity investments and is Florida’s primary network for ensuring a strong link between transportation and economic competitiveness. These

facilities, which span all modes and includes highways, are the workhorses of Florida's transportation system and account for a dominant share of the people and freight movement to, from and within Florida. The SIS includes 92 percent of NHS lane miles in the state. Thus, FDOT's focus on improving performance of the SIS goes hand-in-hand with improving the NHS, which is the focus of the FHWA's TPM program. The development of the SIS Five-Year Plan by FDOT considers scores on a range of measures including mobility, safety, preservation, and economic competitiveness as part of FDOT's Strategic Investment Tool (SIT).

- In addition, FDOT's Freight Mobility and Trade Plan (FMTP) defines policies and investments that will enhance Florida's economic development efforts into the future. The FMTP's Investment Element is specifically intended to identify freight needs, identify criteria for state investments in freight, and prioritize freight investments across modes. In February 2018, FHWA approved the FMTP as FDOT's State Freight Plan.
- FDOT also developed and refined a methodology to identify freight bottlenecks on Florida's SIS on an annual basis using vehicle probe data and travel time reliability measures. Identification of bottlenecks and estimation of their delay impact aids FDOT in focusing on relief efforts and ranking them by priority. In turn, this information is incorporated into FDOT's SIT to help identify the most important SIS capacity projects to relieve congestion.

The Ocala/Marion County TPO TIP reflects investment priorities established in the 2040 LRTP. The focus of the TPO's investments that address system performance and freight include traffic operations improvements along US 441, ITS operational support, and bike and pedestrian projects that promote mode shift such as the Silver Springs State Park Pedestrian Bridges, the Pruitt Trail and the Downtown Ocala Trail.

The projects included in the TIP are consistent with FDOT's Five Year Work Program, and therefore to FDOT's approach to prioritize funding to address performance goals and targets. Per federal planning requirements, the state selects projects on the NHS in cooperation with the MPO from the approved TIP. Given the significant resources devoted in the TIP to programs that address system performance and freight, the MPO anticipates that once implemented, the TIP will contribute to progress towards achieving the statewide reliability performance targets.

CONSISTENCY WITH OTHER PLANS

The TIP shall be consistent, to the maximum extent possible, with the approved local government comprehensive plans of the governments within the TPO area. The TPO must indicate any state and federal projects that are not consistent with the comprehensive plans to ensure the TIP's consistency with all applicable federal laws, rules, regulations and guidance available pursuant to (23 USC 134 (h) and (l)).

After the TPO adopts the TIP, it transmits copies to the FDOT District, FAA, EPA, DEO, RPC, State Clearinghouse, Regional Clearinghouse, FTA, Florida Energy Office, and to each Marion County Legislator for review prior to the final submission date. The FDOT District staff sends copies of TIP to FHWA and FDOT Central Office for review of the TIP against the Tentative Work Program and notes any discrepancies for use in preparing the next district work program. The DCA shall notify the TPO of any transportation projects in the TIP that are inconsistent with approved local comprehensive plans per Florida Statute 339.175 (10).

STATE & FEDERAL CONSISTENCY

Ocala/Marion County LRTP

Long Range Transportation Plan All projects included in the TIP are consistent with the Ocala/Marion County TPO's 2040 LRTP adopted on November 24th, 2015.

FDOT Freight Plan

The TIP includes specific investment priorities that support all of the TPO's goals including freight, using a prioritization and project selection process established in the LRTP. The TPO will continue to coordinate with FDOT to take action on the additional targets and other requirements of the federal performance management process.

FDOT Asset Management Plan

The TIP includes specific investment priorities that support all of the TPO's goals including modal options, using a prioritization and project selection process established in the LRTP. The TPO will continue to coordinate with FDOT to take action on the additional targets and other requirements of the federal performance management process.

ADMINISTRATIVE AMENDMENTS

In the event a TIP amendment is needed prior to a regularly scheduled TPO meeting, the TPO Director is authorized, per the TIP adoption resolution, to perform an administrative TIP amendment. Any administrative amendment is placed on the next TPO agenda for ratification at that meeting.

PROJECT PRIORITY SELECTION PROCESS

In November of 2015 the TPO adopted the Year 2040 Long-Range Transportation Plan. This Plan has two components, the Needs Plan and the Cost Feasible Plan. The first portion of the plan, the Needs Plan, identified the deficient roadway corridors based upon population, employment and land use projections. The Cost Feasible Plan was developed by prioritizing these deficient corridors based upon the improvement's overall benefit to the highway network as well as available revenues.

The TPO staff evaluates all eligible priority projects based on FDOT and TPO policies. This evaluation includes an objective and technical review of each priority based on the road's level of service, physical condition, facility type, benefit to highway network, construction cost, and scheduled work program phase.

In addition to the process above, the TPO's advisory committees will consider the following factors in the final determination:

1. Support the economic vitality of the metropolitan area, especially by enabling global competitiveness, productivity, and efficiency;
2. Increase the safety of the transportation system for motorized and non-motorized users;
3. Increase the security of the transportation system for motorized and non-motorized users;

4. Increase the accessibility and mobility options available to people and freight;
5. Protect and enhance the environment, promote energy conservation, and improve quality of life;
6. Enhance the integration and connectivity of the transportation system, across and between modes, for people and freight;
7. Promote efficient system management and operation; and
8. Emphasize the preservation of the existing transportation system.
9. Improve the resiliency and reliability of the transportation system and reduce or mitigate stormwater impacts of surface transportation; and
10. Enhance travel and tourism.

After the CAC and TAC have prepared their priority recommendation, the TPO Board will review the committee's recommendations for the final TPO adopted Federal and State Priorities. This recommendation will be transmitted to FDOT for the development of the next FDOT Tentative Work Program for Marion County.

INSERT PRIORITY PROJECTS

INSERT PRIORITY PROJECTS

INSERT PRIORITY PROJECTS

PUBLIC INVOLVEMENT

The Ocala/Marion County TPO strives to involve the public in all phases of the planning process, from the development of the long-range plans to the review of PD&E documents. Public information meetings and hearings are conducted for all FDOT projects throughout the PD&E process to enhance public awareness. Notices of the public information meetings and hearings are mailed to all affected property owners and published in local newspapers. The TIP is also reviewed and approved through a two-stage process wherein the TPO Citizen and Technical Advisory Committees comprise the first stage and the TPO Board offers reviews and offers final approval in the second stage. The draft document is made available to the public through the committee and board meeting notifications posted on the TPO website prior to the committee review and through the TPO Board review. Once the document is approved by the TPO Board, it is posted on the TPO website. A physical copy of the document is also available to any citizen who requests one.

In addition, all meetings of the TPO, CAC and TAC are conducted in accordance with the Sunshine Law, Chapter 286, Florida Statute. The TPO updates and adopts a formal Public Involvement Plan in accordance with 23 USC 450.316(b)(1) of March 28, 1995.

CERTIFICATION

The most recent certification review was conducted by the Florida Department of Transportation in February 2019. The Department recommended that the urban transportation planning process be certified for fiscal year 2019/2020. The next certification review will be performed in the spring of 2020.

LEGENDS

This section contains an explanation of legends, abbreviations, funding and phase codes, acronyms and environmental codes used within the text.

Phase Codes - Abbreviations used for project phase information for the appropriate transportation project are given in the following table.

<u>Code</u>	<u>Project Phase Information</u>
ADM	Administration
CEI	Construction Engineering Inspection
CRT MNT	Contract Routine Maintenance
CST	Construction
CAP	Capital
DES	Design
ENG	Engineering
ENV CON	Environmental/Conservation
INC	Construction Incentive/Bonus
MNT	Maintenance
MSC	Miscellaneous Construction
OPS	Operations
PD&E	Project Development & Environmental Study
PE	Preliminary Engineering
PLEMO	Planning and Environmental Offices Study
PLN	In House Planning
PST DES	Post Design
R/R CST	Railroad Construction
RELOC	Relocation
ROW	Rights-of-Way Support & Acquisition
RRU	Railroad & Utilities
RT MNT	Routine Maintenance
UTIL	Utilities Construction

Funding Source Codes - Abbreviations used for each funding source within the project chart section are given in the following table.

FEDERAL FUNDING TYPES

<u>Funding Code</u>	<u>Source</u>	<u>Fund Description</u>
<u>NATIONAL HIGHWAY SYSTEM</u>		
ACNH/ NH	75% Federal	On any eligible National Highway System Project.
I	85% Federal	Interstate Resurfacing, Rehabilitating, & Reconstruction on the approved Federal Interstate System.
IM	85% Federal	Interstate Maintenance.
<u>SURFACE TRANSPORTATION PROGRAM</u>		
SU	75% Federal	Urban Area Funds. These funds must be used in areas with a population of over 200,000. Consists of Surface Transportation Program (STP) funds, Minimum Allocation Funds, and Donor Bonus Funds.
SL	75% Federal	Non-Urban Area Funds. These funds must be used in areas with a population of 200,000 or less. Consists of STP funds, Minimum Allocation Funds, and Donor Bonus Funds.
SA	75% Federal	Any Area Funds. These funds may be used in any area of the State on Federal-Aid Roads. There are no restrictions as to population area. Consists of STP funds, Minimum Allocation Funds, and Donor Bonus Funds.
SN	100% Federal	Mandatory Rural Funds. This fund must be used exclusively in rural areas with populations of 5,000 or less. Consists of STP funds.
SE	100% Federal	Transportation Enhancements. 10% set aside of STP funds for Transportation Enhancement activities. There are no geographic location restrictions.
MG	75% Federal	Minimum Guarantee – ensures each state will be guaranteed a percent of apportionment, which is at least

90.5% of the state percent contributions to the Highway Trust Fund in the previous year.

PLH 100% Federal Available for projects on unappropriated or unreserved public land.

SAFETY CONSTRUCTION ACTIVITIES

SH 85% Federal High Hazard Elimination.

SS 85% Federal Any Safety Improvement, Railroad-Highway Crossings, & Hazard Elimination Program.

SR 85% Federal Railroad Hazard Elimination.

SP 85% Federal Railroad Protection Devices.

BRIDGE REPLACEMENT PROGRAM

BRT 73% Federal Bridge Replacement and Rehabilitation on the Federal System plus 15% of this allocation must be spent off the Federal System as required by the 1978 Highway Act.

BRTZ 73% Federal Bridge Replacement and Rehabilitation off the Federal System.

BRTD 73% Federal Discretionary Bridge Replacement and Rehabilitation on the Federal System with construction cost in excess of 10 million.

OTHER FEDERAL ACTIVITIES

ARRA 100% Federal American Recovery & Reinvestment Act

CM 75% Federal Congestion Mitigation

HP 80% Federal Highway Planning

HR 75% Federal Highway Research

PL 100% Federal Metropolitan Planning

HPP 100% Federal High-Priority Project – SAFETEUALU Appropriation

SR2S 100% Federal Safe Route to School (ROW acquisition funding under this program)

On non-state facilities, local government will 50/50 split with FDOT on the remaining 25% balance.

STATE OF FLORIDA FUNDING

Funding Code	Source	Fund Description
BNDS		Bonds
BRRP	100% State	Bridge Repair and Rehabilitation Program.
BRP	100% State	Bridge Replacement
CIGP	50% State	County Incentive Grant Program offers 50/50 county/state match.
D	100% State	
DDR	100% State	District Dedicated Revenue
DIH	100% State	District In-House
DPE	100% State	For Preliminary Engineering (PE) and Construction Engineering Inspection (CEI) on all state funded projects and certain federal-aid projects which qualify.
DPTO	100% State	Aviation, Transit, and Rail
DS	100% State	Primary funds for use on the state highway system for new construction, preservation, traffic operations type projects, and right-of-way acquisitions.
DSB	100% State	Primary - Reimbursed by bonds
DSL	100% State	Local Government Cooperative Assistance Program for transportation projects which meet both local and state transportation needs that call for construction, reconstruction, or expansion of any state, county, or city road which would improve traffic flow and reduce congestion on the state system.

<u>Funding Code</u>	<u>Source</u>	<u>Fund Description</u>
DU	100% Federal	Pass-thru funds administered by FDOT.
FCO	100% State	Fixed Capital Outlay for purchase, construction or improvement to FDOT real property.
FTA	100% Federal	Federal Transit Administration
LF	100% Local	Funds from sources other than state or federal.
TDTF	90% State	Transportation Disadvantaged Trust Fund
PKYI	100% State	Parkway Improvement Funds for roadway construction, building construction, and other necessary improvements.
PKYF	100% Tnpk	For use on feeder roads to the turnpike.
PKYR	100% State	Parkway Maintenance Funds for roadway maintenance, building and other necessary maintenance.
TRIP	50% State	Transportation Regional Incentive Program (Requires a 50/50 match with local funds)

5-Year Summary of Projects by Funding Category

Project #	Project Name	2019/20	2020/21	2021/22	2022/23	2023/24	Total
ACFP - AC FREIGHT PROG (NFP)							
4336511	CR 484	0	8,918,881	0	49,995	0	8,968,876
Total		0	8,918,881	0	49,995	0	8,968,876
ACNP - ADVANCE CONSTRUCTION NHPP							
4356602	SR 326	1,484,963	121,550	0	0	0	1,606,513
4431701	SR 93 (I-75) FROM SUMTER COUNTY TO SR 200	1,300,000	0	34,990,930	0	0	36,290,930
Total		2,784,963	121,550	34,990,930	0	0	37,897,443
ACSA - ADVANCE CONSTRUCTION (SA)							
4106742	SR 40	2,717,094	0	0	0	0	2,717,094
Total		2,717,094	0	0	0	0	2,717,094
ACSN - ADVANCE CONSTRUCTION (SN)							
2386481	US 41	500,000	0	0	0	0	500,000
4106742	SR 40	254,019	0	0	0	0	254,019
4336511	CR 484	1,150,000	0	0	0	0	1,150,000
Total		1,904,019	0	0	0	0	1,904,019
ACSS - ADVANCE CONSTRUCTION (SS)							
4348441	CR 42	404,200	0	0	0	0	404,200
4413661	SR 40	0	504,287	0	0	0	504,287
Total		404,200	504,287	0	0	0	908,487
ACTN - ADVANCE CONSTRUCTION TALN							
4261791	SILVER SPRINGS STATE PARK	650,000	0	0	0	0	650,000
Total		650,000	0	0	0	0	650,000
BRRP - STATE BRIDGE REPAIR & REHAB							
4432701	SR 25 / 200 TO ALACH BRIDGE 360025 & 360026	494,318	0	0	0	0	494,318
Total		494,318	0	0	0	0	494,318

5-Year Summary of Projects by Funding Category

Project #	Project Name	2019/20	2020/21	2021/22	2022/23	2023/24	Total
D - UNRESTRICTED STATE PRIMARY							
4136153	LIGHTING AGREEMENTS	375,770	387,041	398,649	410,604	422,922	1,994,986
4181071	PRIMARY IN HOUSE	1,767,734	1,831,973	1,831,973	1,831,973	1,781,973	9,045,626
4233912	ASPHALT RESURFACING	229,000	0	0	0	0	229,000
4278392	PERFORMANCE AESTHETICS	740,000	740,000	740,000	740,000	740,000	3,700,000
4291781	UNPAVED SHOULDER REPAIR	581,000	0	0	0	0	581,000
4291821	PAVEMENT MARKINGS -	900,000	0	0	0	0	900,000
4425721	OCALA OPERATIONS COMPLEX CONTRACTED	8,000	0	0	0	0	8,000
Total		4,601,504	2,959,014	2,970,622	2,982,577	2,944,895	16,458,612
DDR - DISTRICT DEDICATED REVENUE							
2386481	US 41	0	0	0	0	41,933,380	41,933,380
4106742	SR 40	68,445	759,363	0	0	0	827,808
4112565	SR 35 (US 301) DALLAS POND REDESIGN	160,000	50,000	171,318	0	0	381,318
4130194	TRAFFIC SIGNALIZATION	351,548	0	0	0	0	351,548
4261791	SILVER SPRINGS STATE PARK	0	0	0	0	723,730	723,730
4336521	SR 40	0	1,671,885	74,618	17,395	0	1,763,898
4336601	US 441	360,000	80,000	30,000	0	0	470,000
4336611	US 441	650,000	1,113,000	39,565	174,230	0	1,976,795
4352081	SR 35	1,000,000	0	0	0	0	1,000,000
4352091	I-75 (AT NW 49TH STREET)	0	0	442,990	0	0	442,990
4356602	SR 326	8,208	0	0	0	0	8,208
4356861	US 441	1,433,128	0	0	0	0	1,433,128
4370171	OCALA INTERNATIONAL AIRPORT	1,000,000	0	0	0	0	1,000,000
4378271	I-75	0	0	570,000	0	0	570,000
4384271	MARION COUNTY AIRPORT	0	0	0	300,000	1,000,000	1,300,000

5-Year Summary of Projects by Funding Category

Project #	Project Name	2019/20	2020/21	2021/22	2022/23	2023/24	Total
DDR - DISTRICT DEDICATED REVENUE							
4384301	MARION-DUNNELLON	0	1,000,000	0	0	0	1,000,000
4384351	MARION-DUNNELLON PARALLEL TAXIWAY TO	0	0	1,280,000	0	0	1,280,000
4384761	OCALA INTERNATIONAL AIRPORT	0	140,000	160,000	0	0	300,000
4384771	OCALA INTERNATIONAL AIRPORT	0	0	0	520,000	0	520,000
4385621	I-75 MARION COUNTY REST AREAS	0	0	0	2,847,902	0	2,847,902
4392381	US 441	2,697,544	0	0	0	0	2,697,544
4407801	OCALA INTERNATIONAL	0	0	0	360,000	760,000	1,120,000
4411361	US 441	0	1,367,147	0	0	0	1,367,147
4437031	SR 35 (SE 58TH AVE) FROM CR 464 (SE MARICAMP	0	0	540,500	0	0	540,500
4437301	US 301 / US 441 SPLIT (THE Y) JUST SOUTH OF	0	0	589,145	0	0	589,145
4447671	US 441 SLOPES AT RR OVER PASS B/W SE 3RD	596,061	0	0	0	0	596,061
4448771	MARION-OCALA INTL HANGAR	0	0	0	0	1,000,000	1,000,000
Total		8,324,934	6,181,395	3,898,136	4,219,527	45,417,110	68,041,102
DIH - STATE IN-HOUSE PRODUCT SUPPORT							
2386481	US 41	0	0	0	0	57,200	57,200
4112565	SR 35 (US 301) DALLAS POND REDESIGN	17,000	16,000	5,000	0	0	38,000
4261791	SILVER SPRINGS STATE PARK	0	0	0	0	5,720	5,720
4336521	SR 40	0	42,500	42,500	42,308	0	127,308
4336601	US 441	38,000	34,000	0	0	0	72,000
4336611	US 441	17,200	17,200	17,100	0	0	51,500
4352081	SR 35	5,000	0	0	0	0	5,000
4356861	US 441	64,302	0	0	0	0	64,302
4378261	I-75 MARION COUNTY REST AREAS	0	0	0	0	99,817	99,817
4378271	I-75	0	0	135,248	0	0	135,248

5-Year Summary of Projects by Funding Category

Project #	Project Name	2019/20	2020/21	2021/22	2022/23	2023/24	Total
DIH - STATE IN-HOUSE PRODUCT SUPPORT							
4385621	I-75 MARION COUNTY REST AREAS	0	0	0	55,550	0	55,550
4392381	US 441	5,130	0	0	0	0	5,130
4411361	US 441	0	10,530	0	0	0	10,530
4432701	SR 25 / 200 TO ALACH BRIDGE 360025 & 360026	2,052	0	0	0	0	2,052
4437031	SR 35 (SE 58TH AVE) FROM CR 464 (SE MARICAMP	0	0	77,410	0	0	77,410
4437301	US 301 / US 441 SPLIT (THE Y) JUST SOUTH OF	0	0	10,810	0	0	10,810
4447671	US 441 SLOPES AT RR OVER PASS B/W SE 3RD	5,130	0	0	0	0	5,130
Total		153,814	120,230	288,068	97,858	162,737	822,707
DPTO - STATE - PTO							
4314011	TPO PLANNING STUDIES	7,810	8,543	0	0	0	16,353
4333041	SUNTRAN	653,195	685,858	720,151	0	0	2,059,204
4370311	OCALA INTERNATIONAL AIRPORT	275,000	0	0	0	0	275,000
4384171	MARION COUNTY AIRPORT	0	145,600	0	0	0	145,600
4384231	MARION COUNTY AIRPORT	0	38,782	0	0	0	38,782
4384301	MARION-DUNNELLON	360,000	0	0	0	0	360,000
4384331	MARION COUNTY AIRPORT	93,573	0	0	0	0	93,573
4407971	TRANSIT PLANNING STUDIES	0	0	9,299	9,299	9,299	27,897
4424551	SUNTRAN	0	0	0	761,310	793,966	1,555,276
4448761	MARION-OCALA INTL INFRASTRUCTURE	200,000	0	0	0	0	200,000
Total		1,589,578	878,783	729,450	770,609	803,265	4,771,685
DRA - REST AREAS - STATE 100%							
4385621	I-75 MARION COUNTY REST AREAS	0	0	0	23,604,010	0	23,604,010
Total		0	0	0	23,604,010	0	23,604,010
DS - STATE PRIMARY HIGHWAYS & PTO							
4106742	SR 40	0	1,120,508	0	0	0	1,120,508

5-Year Summary of Projects by Funding Category

Project #	Project Name	2019/20	2020/21	2021/22	2022/23	2023/24	Total
DS - STATE PRIMARY HIGHWAYS & PTO							
4112565	SR 35 (US 301) DALLAS POND REDESIGN	0	8,000	0	0	0	8,000
4378261	I-75 MARION COUNTY REST AREAS	0	0	0	0	857,999	857,999
4385621	I-75 MARION COUNTY REST AREAS	0	0	0	16,830,226	0	16,830,226
4411361	US 441	0	210,600	0	0	0	210,600
Total		0	1,339,108	0	16,830,226	857,999	19,027,333
DU - STATE PRIMARY/FEDERAL REIMB							
4314011	TPO PLANNING STUDIES	62,478	68,344	0	0	0	130,822
4333121	MARION TRANSIT	843,946	886,143	930,450	0	0	2,660,539
4407971	TRANSIT PLANNING STUDIES	0	0	74,389	74,389	74,389	223,167
4424601	MARION TRANSIT	0	0	0	976,973	1,025,822	2,002,795
Total		906,424	954,487	1,004,839	1,051,362	1,100,211	5,017,323
DWS - WEIGH STATIONS - STATE 100%							
4453211	WILDWOOD MAINLINE WEIGH IN MOTION (WIM)	0	0	2,228,050	0	0	2,228,050
Total		0	0	2,228,050	0	0	2,228,050
FAA - FEDERAL AVIATION ADMIN							
4370311	OCALA INTERNATIONAL AIRPORT	4,950,000	0	0	0	0	4,950,000
4384231	MARION COUNTY AIRPORT	0	436,300	0	0	0	436,300
4384761	OCALA INTERNATIONAL AIRPORT	0	1,575,000	1,800,000	0	0	3,375,000
4384771	OCALA INTERNATIONAL AIRPORT	0	0	0	5,850,000	0	5,850,000
Total		4,950,000	2,011,300	1,800,000	5,850,000	0	14,611,300
FCO - PRIMARY/FIXED CAPITAL OUTLAY							
4425722	OCALA OPERATIONS COMPLEX FCO PROJECTS	250,000	0	0	0	0	250,000
Total		250,000	0	0	0	0	250,000
FTA - FEDERAL TRANSIT ADMINISTRATION							
4271882	SUNTRAN	2,257,820	2,325,554	2,395,321	2,467,181	2,541,196	11,987,072

5-Year Summary of Projects by Funding Category

Project #	Project Name	2019/20	2020/21	2021/22	2022/23	2023/24	Total
FTA - FEDERAL TRANSIT ADMINISTRATION							
Total		2,257,820	2,325,554	2,395,321	2,467,181	2,541,196	11,987,072
GFSN - GF STPBG							
4106742	SR 40	125,211	0	0	0	0	125,211
4336511	CR 484	650,000	0	0	0	0	650,000
Total		775,211	0	0	0	0	775,211
LF - LOCAL FUNDS							
4271882	SUNTRAN	564,455	581,389	598,830	616,795	635,299	2,996,768
4314011	TPO PLANNING STUDIES	7,810	8,543	0	0	0	16,353
4333041	SUNTRAN	653,195	685,858	720,151	0	0	2,059,204
4333121	MARION TRANSIT	843,946	886,143	930,450	0	0	2,660,539
4336513	CR 484 INTERCHANGE	0	4,393,910	0	0	0	4,393,910
4336611	US 441	0	0	630,175	0	0	630,175
4363751	CITYWIDE SIDEWALK IMPROVEMENTS	0	103,226	0	0	0	103,226
4370171	OCALA INTERNATIONAL AIRPORT	250,000	0	0	0	0	250,000
4370311	OCALA INTERNATIONAL AIRPORT	275,000	0	0	0	0	275,000
4384171	MARION COUNTY AIRPORT	0	36,400	0	0	0	36,400
4384231	MARION COUNTY AIRPORT	0	9,696	0	0	0	9,696
4384271	MARION COUNTY AIRPORT	0	0	0	75,000	250,000	325,000
4384301	MARION-DUNNELLON	90,000	250,000	0	0	0	340,000
4384331	MARION COUNTY AIRPORT	23,393	0	0	0	0	23,393
4384351	MARION-DUNNELLON PARALLEL TAXIWAY TO	0	0	320,000	0	0	320,000
4384761	OCALA INTERNATIONAL AIRPORT	0	35,000	40,000	0	0	75,000
4384771	OCALA INTERNATIONAL AIRPORT	0	0	0	130,000	0	130,000
4407801	OCALA INTERNATIONAL	0	0	0	90,000	190,000	280,000

5-Year Summary of Projects by Funding Category

Project #	Project Name	2019/20	2020/21	2021/22	2022/23	2023/24	Total
LF - LOCAL FUNDS							
4407971	TRANSIT PLANNING STUDIES	0	0	9,299	9,299	9,299	27,897
4424551	SUNTRAN	0	0	0	761,310	793,966	1,555,276
4424601	MARION TRANSIT	0	0	0	976,973	1,025,822	2,002,795
4448761	MARION-OCALA INTL INFRASTRUCTURE	50,000	0	0	0	0	50,000
4448771	MARION-OCALA INTL HANGAR	0	0	0	0	250,000	250,000
Total		2,757,799	6,990,165	3,248,905	2,659,377	3,154,386	18,810,632
NHRE - NAT HWY PERFORM - RESURFACING							
4392381	US 441	2,705,901	0	0	0	0	2,705,901
Total		2,705,901	0	0	0	0	2,705,901
PL - METRO PLAN (85% FA; 15% OTHER)							
4393312	OCALA/MARION URBAN AREA FY	499,316	0	0	0	0	499,316
4393313	OCALA/MARION URBAN AREA FY	0	499,316	499,316	0	0	998,632
4393314	OCALA/MARION URBAN AREA FY	0	0	0	499,316	0	499,316
Total		499,316	499,316	499,316	499,316	0	1,997,264
RHP - RAIL HIGHWAY X-INGS - PROT DEV							
4443821	CR 484 / PENNSYLVANIA AVE @ CROSSING #	400,058	0	0	0	0	400,058
4443831	SE 36 AVE @ CROSSING # 627220-F	320,189	0	0	0	0	320,189
Total		720,247	0	0	0	0	720,247
SA - STP, ANY AREA							
4106742	SR 40	0	20,693	0	0	0	20,693
4354861	SILVER SPRINGS BIKEWAY	8,911	0	0	0	0	8,911
4363601	SR 40 (BLACK BEAR TRAIL)	1,100,000	0	0	0	0	1,100,000
4392381	US 441	18,756,088	0	0	0	0	18,756,088
4411361	US 441	0	12,964,993	0	0	0	12,964,993

5-Year Summary of Projects by Funding Category

Project #	Project Name	2019/20	2020/21	2021/22	2022/23	2023/24	Total
SA - STP, ANY AREA							
Total		19,864,999	12,985,686	0	0	0	32,850,685
SL - STP, AREAS <= 200K							
2386481	US 41	0	0	0	0	8,913,430	8,913,430
4106742	SR 40	0	606,093	19,476	0	0	625,569
4336511	CR 484	144,599	645,436	0	0	0	790,035
4336512	CR 484	0	2,063,796	0	0	0	2,063,796
4336521	SR 40	0	168,115	2,095,382	1,542,605	236,915	4,043,017
4336611	US 441	0	0	2,696,349	0	39,870	2,736,219
4352091	I-75 (AT NW 49TH STREET)	0	0	1,661,141	0	0	1,661,141
4354861	SILVER SPRINGS BIKEWAY	1,515,573	0	0	0	0	1,515,573
4363611	ITS OPERATIONAL SUPPORT	0	2,617,154	0	0	0	2,617,154
4363751	CITYWIDE SIDEWALK IMPROVEMENTS	0	8,353	0	0	0	8,353
4364742	SADDLEWOOD ELEMENTARY SIDEWALK	0	0	4,455	0	0	4,455
4364743	LEGACY ELEMENTARY SCHOOL SIDEWALKS	0	0	28,181	0	0	28,181
Total		1,660,172	6,108,947	6,504,984	1,542,605	9,190,215	25,006,923
SN - STP, MANDATORY NON-URBAN <= 5K							
2386481	US 41	0	0	0	0	2,803,369	2,803,369
4106742	SR 40	164,055	93,343	203,888	0	0	461,286
4336511	CR 484	0	1,000,000	106,000	0	0	1,106,000
4348441	CR 42	3,000	0	0	0	0	3,000
4354841	PRUITT TRAIL	0	0	1,145,710	0	0	1,145,710
Total		167,055	1,093,343	1,455,598	0	2,803,369	5,519,365
TALL - TRANSPORTATION ALTS- <200K							
4354841	PRUITT TRAIL	0	0	292,891	0	0	292,891

5-Year Summary of Projects by Funding Category

Project #	Project Name	2019/20	2020/21	2021/22	2022/23	2023/24	Total
TALL - TRANSPORTATION ALTS- <200K							
4354861	SILVER SPRINGS BIKEWAY	518,153	0	0	0	0	518,153
4364742	SADDLEWOOD ELEMENTARY SIDEWALK	0	0	285,794	0	0	285,794
4367551	INDIAN LAKE TRAIL FROM SILVER SPRINGS STATE	0	0	155,000	0	0	155,000
4367561	DOWNTOWN OCALA TO SILVER SPRINGS TRAIL	253,000	0	0	0	0	253,000
4408801	MARION OAKS-SUNRISE/HORIZON SIDEWALKS	0	0	35,605	0	0	35,605
Total		771,153	0	769,290	0	0	1,540,443
TALN - TRANSPORTATION ALTS- < 5K							
4261791	SILVER SPRINGS STATE PARK	0	0	0	0	251,497	251,497
4354841	PRUITT TRAIL	0	0	251,388	0	0	251,388
Total		0	0	251,388	0	251,497	502,885
TALT - TRANSPORTATION ALTS- ANY AREA							
4261791	SILVER SPRINGS STATE PARK	0	0	0	0	1,713,389	1,713,389
4354841	PRUITT TRAIL	0	0	2,020,011	0	0	2,020,011
4354861	SILVER SPRINGS BIKEWAY	2,437,407	0	0	0	0	2,437,407
4363751	CITYWIDE SIDEWALK IMPROVEMENTS	0	763,647	0	0	0	763,647
4364742	SADDLEWOOD ELEMENTARY SIDEWALK	0	0	26,847	0	0	26,847
4364743	LEGACY ELEMENTARY SCHOOL SIDEWALKS	0	0	1,413,478	0	0	1,413,478
4408801	MARION OAKS-SUNRISE/HORIZON SIDEWALKS	0	0	605	0	0	605
Total		2,437,407	763,647	3,460,941	0	1,713,389	8,375,384
TRIP - TRANS REGIONAL INCENTIVE PROGM							
4317983	NE 36TH AVENUE	3,440,000	347,000	0	0	0	3,787,000
4336513	CR 484 INTERCHANGE	0	1,432,794	0	0	0	1,432,794
Total		3,440,000	1,779,794	0	0	0	5,219,794

5-Year Summary of Funding Source

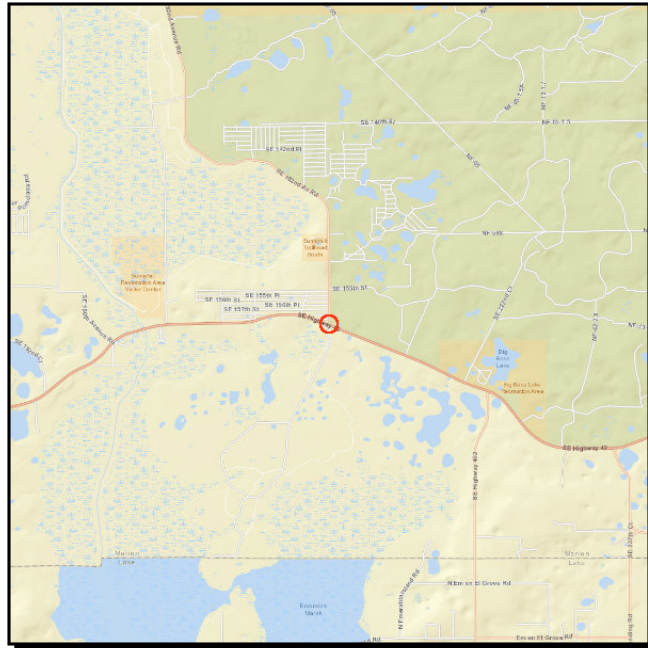
Funding Source	2019/20	2020/21	2021/22	2022/23	2023/24	Total
Federal	46,175,981	36,286,998	53,132,607	11,460,459	17,599,877	164,655,922
Local	2,757,799	6,990,165	3,248,905	2,659,377	3,154,386	18,810,632
State	18,854,148	13,258,324	10,114,326	48,504,807	50,186,006	140,917,611
Total	67,787,928	56,535,487	66,495,838	62,624,643	70,940,269	324,384,165

Section 1 - Federal / State Projects

CR 42

4348441

Non-SIS



Work Summary: ADD LEFT TURN LANE(S)
From: AT SE 182ND AVE RD
To:
Lead Agency: Marion County
Length: .307
LRTP #: Goal 6: Objective 1 - Page 2-11

Phase	Fund Source	2019/20	2020/21	2021/22	2022/23	2023/24	Total
CEI	ACSS	54,200	0	0	0	0	54,200
CST	ACSS	350,000	0	0	0	0	350,000
CEI	SN	3,000	0	0	0	0	3,000
Total		407,200	0	0	0	0	407,200

Prior Cost < 2019/20: 25,012
Future Cost > 2023/24: 0
Total Project Cost: 432,212
Project Description: Add eastbound turn lane on CR 42.

CR 484

4336512

Non-SIS



Work Summary: INTERCHANGE IMPROVEMENT
From: SW 20TH AVE
To: CR 475A
Lead Agency: Marion County
Length: .161
LRTP #: Goal 3: Page 2-9

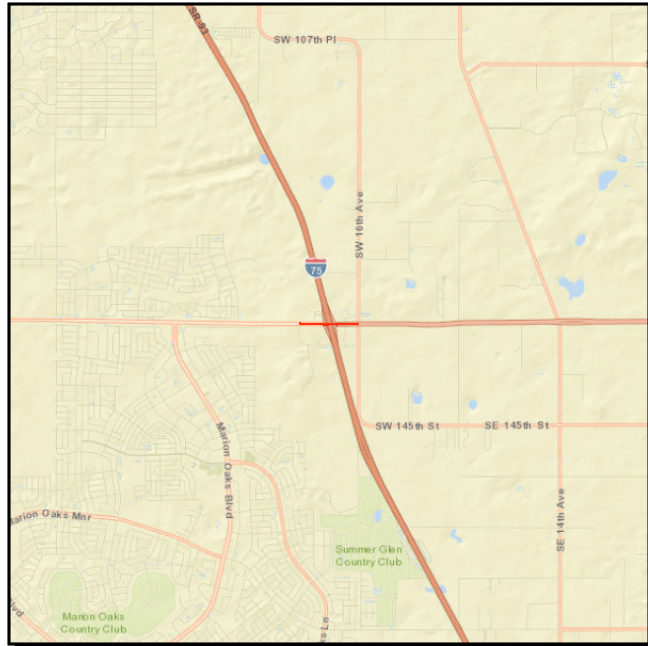
Phase	Fund Source	2019/20	2020/21	2021/22	2022/23	2023/24	Total
ROW	SL	0	2,063,796	0	0	0	2,063,796
Total		0	2,063,796	0	0	0	2,063,796

Prior Cost < 2019/20: 0
Future Cost > 2023/24: 0
Total Project Cost: 2,063,796
Project Description: Upgrade existing interchange. (Priority Project #12)

CR 484

4336511

Non-SIS



Work Summary: INTERCHANGE IMPROVEMENT
From: SW 20TH AVENUE
To: CR 475A
Lead Agency: Managed by FDOT
Length: .414
LRTP #: Page 5-2

Phase	Fund Source	2019/20	2020/21	2021/22	2022/23	2023/24	Total
ROW	ACSN	1,150,000	0	0	0	0	1,150,000
ROW	GFSN	650,000	0	0	0	0	650,000
ROW	SL	144,599	50,000	0	0	0	194,599
CEI	ACFP	0	746,146	0	49,995	0	796,141
ROW	SN	0	1,000,000	106,000	0	0	1,106,000
CST	SL	0	595,436	0	0	0	595,436
CST	ACFP	0	8,172,735	0	0	0	8,172,735
Total		1,944,599	10,564,317	106,000	49,995	0	12,664,911

Prior Cost < 2019/20: 3,195,898

Future Cost > 2023/24: 0

Total Project Cost: 15,860,809

Project Description: Interchange improvements to lengthen turn bays, widen interchange on CR 484 and improve ramp access.

CR 484 / PENNSYLVANIA AVE @ CROSSING # 622599-D

4443821

Non-SIS



Work Summary: RAIL SAFETY PROJECT **From:**
To:
Lead Agency: Managed by FDOT **Length:** .014

Phase	Fund Source	2019/20	2020/21	2021/22	2022/23	2023/24	Total
RRU	RHP	400,058	0	0	0	0	400,058
Total		400,058	0	0	0	0	400,058

Prior Cost < 2019/20: 0
Future Cost > 2023/24: 0
Total Project Cost: 400,058
Project Description:

CR 484 INTERCHANGE

4336513

Non-SIS



Work Summary: INTERCHANGE IMPROVEMENT
From: SW 20TH AVE
To: CR475A
Lead Agency: Marion County
Length: .161
LRTP #: Page 5-2

Phase	Fund Source	2019/20	2020/21	2021/22	2022/23	2023/24	Total
ROW	LF	0	4,393,910	0	0	0	4,393,910
ROW	TRIP	0	1,432,794	0	0	0	1,432,794
Total		0	5,826,704	0	0	0	5,826,704

Prior Cost < 2019/20: 0

Future Cost > 2023/24: 0

Total Project Cost: 5,826,704

Project Description: Interchange improvements to lengthen turn bays, widen interchange and improve ramp access. (Priority Project #12)

I-75

4378271

SIS



Work Summary: LANDSCAPING **From:** AT CR 484
To:
Lead Agency: FDOT **Length:** .407
LRTP #: Goal 5: Page 2-10

Phase	Fund Source	2019/20	2020/21	2021/22	2022/23	2023/24	Total
CST	DIH	0	0	135,248	0	0	135,248
CST	DDR	0	0	570,000	0	0	570,000
Total		0	0	705,248	0	0	705,248

Prior Cost < 2019/20: 0
Future Cost > 2023/24: 0
Total Project Cost: 705,248
Project Description: Landscaping and aesthetic improvements at the CR 484 interchange.

I-75 (AT NW 49TH STREET)

4352091

SIS



Work Summary: INTERCHANGE (NEW) **From:** NW 49TH ST
To: NW 35TH ST
Lead Agency: FDOT **Length:** .001
LRTP #: Goal 3: Objective 3 - Page 2-9

Phase	Fund Source	2019/20	2020/21	2021/22	2022/23	2023/24	Total
PE	DDR	0	0	442,990	0	0	442,990
PE	SL	0	0	1,661,141	0	0	1,661,141
Total		0	0	2,104,131	0	0	2,104,131

Prior Cost < 2019/20: 2,716,535

Future Cost > 2023/24: 0

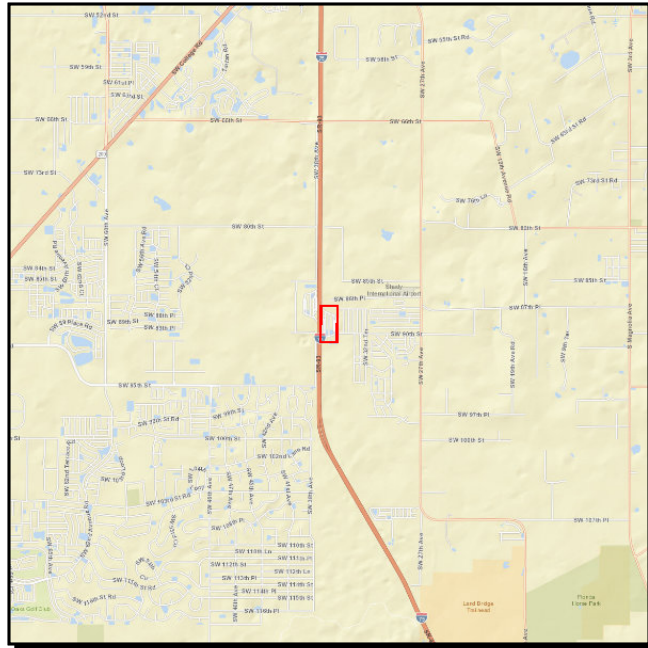
Total Project Cost: 4,820,666

Project Description: Construct new interchange at NW 49th Street and I-75 to facilitate projected increases in freight traffic. (Priority Project #1)

I-75 MARION COUNTY REST AREAS

4385621

SIS



Work Summary: REST AREA
From: N OF CR 484
To: S OF SR 200
Lead Agency: FDOT
Length: .547
LRTP #: Goal 3: Page 2-9

Phase	Fund Source	2019/20	2020/21	2021/22	2022/23	2023/24	Total
CST	DRA	0	0	0	23,604,010	0	23,604,010
CEI	DIH	0	0	0	55,550	0	55,550
CST	DS	0	0	0	16,830,226	0	16,830,226
CEI	DDR	0	0	0	2,389,588	0	2,389,588
CST	DDR	0	0	0	458,314	0	458,314
Total		0	0	0	43,337,688	0	43,337,688

Prior Cost < 2019/20: 2,775,190

Future Cost > 2023/24: 0

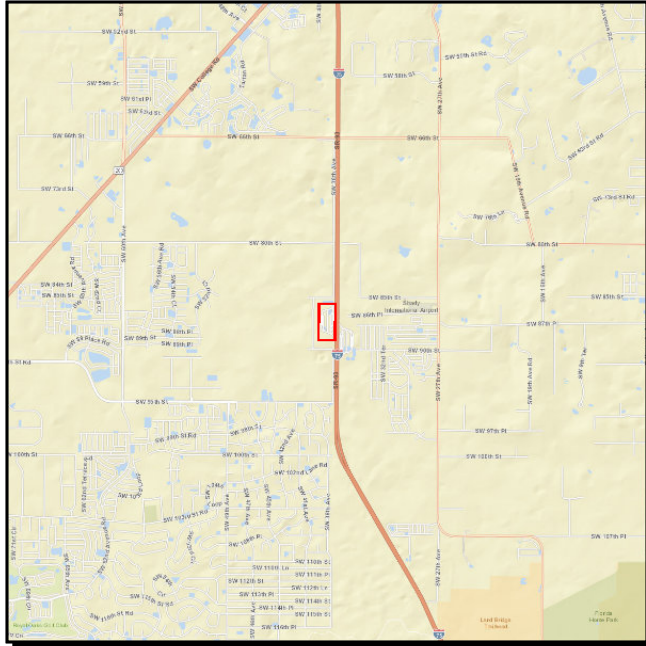
Total Project Cost: 46,112,878

Project Description: Design funding to expand services at the I-75 rest area in Marion County.

I-75 MARION COUNTY REST AREAS

4378261

SIS



Work Summary: LANDSCAPING

From:

To:

Lead Agency: FDOT

Length: .542

LRTP #: Goal 5: Page 2-10

Phase	Fund Source	2019/20	2020/21	2021/22	2022/23	2023/24	Total
CEI	DIH	0	0	0	0	99,817	99,817
CST	DS	0	0	0	0	857,999	857,999
Total		0	0	0	0	957,816	957,816

Prior Cost < 2019/20: 0

Future Cost > 2023/24: 0

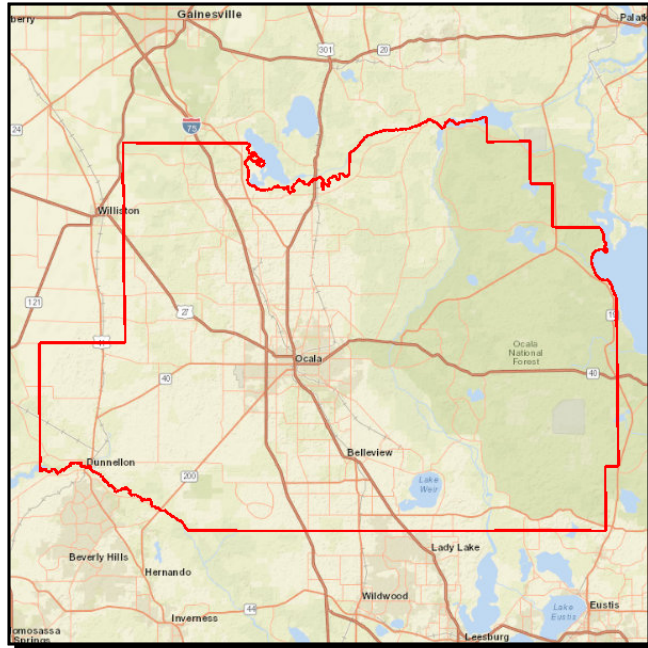
Total Project Cost: 957,816

Project Description: Vegetative installation and maintenance.

ITS OPERATIONAL SUPPORT

4363611

Non-SIS



Work Summary: ITS COMMUNICATION SYSTEM
From: MARION COUNTY/CITY OF OCALA
To:
Lead Agency: City of Ocala/Marion County
Length: .000
LRTP #: Goal 6: Objective 1 - Page 2-11

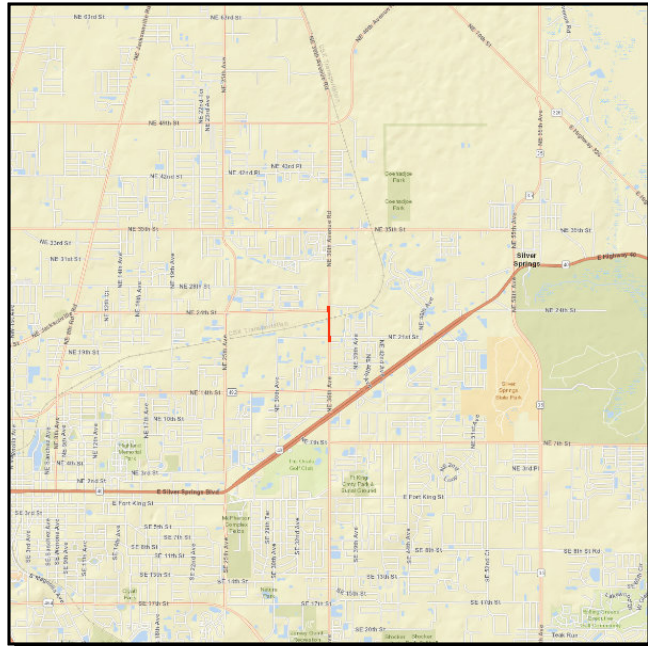
Phase	Fund Source	2019/20	2020/21	2021/22	2022/23	2023/24	Total
OPS	SL	0	2,617,154	0	0	0	2,617,154
Total		0	2,617,154	0	0	0	2,617,154

Prior Cost < 2019/20: 0
Future Cost > 2023/24: 0
Total Project Cost: 2,617,154
Project Description: ITS capital and operations support for City of Ocala and Marion County.

NE 36TH AVENUE

4317983

SIS



Work Summary: RAIL CAPACITY PROJECT
From: NE 20TH PL
To: NORTH OF NE 25TH ST
Lead Agency: FDOT
Length: .350
LRTP #: 5-2

Phase	Fund Source	2019/20	2020/21	2021/22	2022/23	2023/24	Total
ROW	TRIP	3,440,000	347,000	0	0	0	3,787,000
Total		3,440,000	347,000	0	0	0	3,787,000

Prior Cost < 2019/20: 37,246,170

Future Cost > 2023/24: 0

Total Project Cost: 41,033,170

Project Description: Construct grade separation (bridge) over the existing CSX 'S'-line. This project is for the construction of the bridge only. Other sections will address the widening of the corridor. (Priority Project #13)

SE 36 AVE @ CROSSING # 627220-F

4443831

Non-SIS

Work Summary: RAIL SAFETY PROJECT **From:**
To:
Lead Agency: Managed by FDOT **Length:** .008



Phase	Fund Source	2019/20	2020/21	2021/22	2022/23	2023/24	Total
RRU	RHP	320,189	0	0	0	0	320,189
Total		320,189	0	0	0	0	320,189

Prior Cost < 2019/20: 0
Future Cost > 2023/24: 0
Total Project Cost: 320,189
Project Description:

SR 25 / 200 TO ALACH BRIDGE 360025 & 360026

4432701

Non-SIS



Work Summary:

From:

To:

Lead Agency:

Managed by FDOT

Length: .790

Phase	Fund Source	2019/20	2020/21	2021/22	2022/23	2023/24	Total
CEI	DIH	2,052	0	0	0	0	2,052
CST	BRRP	448,920	0	0	0	0	448,920
CEI	BRRP	45,398	0	0	0	0	45,398
Total		496,370	0	0	0	0	496,370

Prior Cost < 2019/20: 64,469

Future Cost > 2023/24: 0

Total Project Cost: 560,839

Project Description:

SR 326

4356602

SIS



Work Summary: ADD TURN LANE(S) **From:** AT CR 25A
To:
Lead Agency: FDOT **Length:** 0.034
LRTP #: Goal 6: Objective 1 - Page 2-11

Phase	Fund Source	2019/20	2020/21	2021/22	2022/23	2023/24	Total
ROW	ACNP	201,735	121,550	0	0	0	323,285
CEI	ACNP	135,271	0	0	0	0	135,271
CEI	DDR	8,208	0	0	0	0	8,208
CST	ACNP	1,147,957	0	0	0	0	1,147,957
Total		1,493,171	121,550	0	0	0	1,614,721

Prior Cost < 2019/20: 2,107,388

Future Cost > 2023/24: 0

Total Project Cost: 3,722,109

Project Description: Add right turn lanes on southbound CR 25A and westbound SR 326 and restripe the eastbound SR 326 center lane to increase storage for turns onto CR 25A.

SR 35 **4352081** **Non-SIS**



Work Summary: ADD LANES & RECONSTRUCT
From: AT FOSS ROAD, ROBINSON ROAD & SR 25
To:
Lead Agency: FDOT
Length: .250 MI
LRTP #: Goal 6: Objective 1 - Page 2-11

Phase	Fund Source	2019/20	2020/21	2021/22	2022/23	2023/24	Total
PE	DIH	5,000	0	0	0	0	5,000
PE	DDR	1,000,000	0	0	0	0	1,000,000
Total		1,005,000	0	0	0	0	1,005,000

Prior Cost < 2019/20: 0

Future Cost > 2023/24: 0

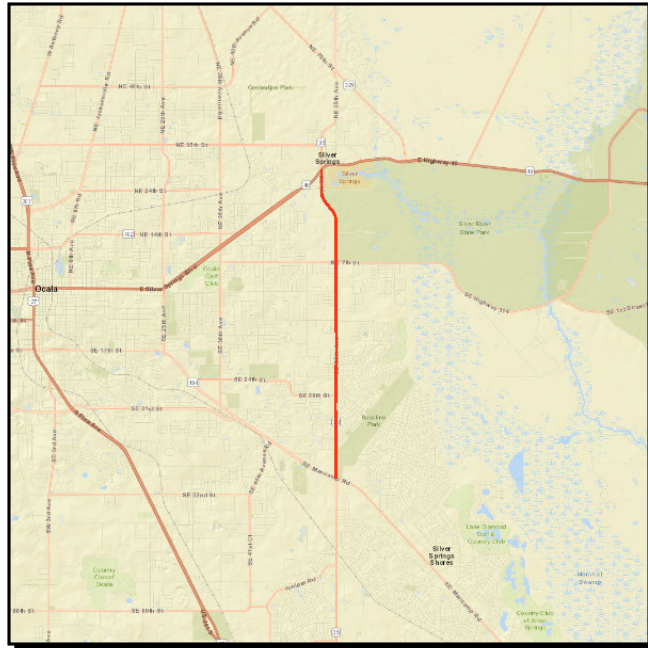
Total Project Cost: 1,005,000

Project Description: Add turn lanes at all three intersections to increase operational efficiency of the SR 35 corridor in Belleview. (Priority Project #6)

SR 35 (SE 58TH AVE) FROM CR 464 (SE MARICAMP RD) TO SR 40

4437031

Non-SIS



Work Summary: LANDSCAPING **From:**
To:
Lead Agency: Managed by FDOT **Length:** 5.393

Phase	Fund Source	2019/20	2020/21	2021/22	2022/23	2023/24	Total
CEI	DIH	0	0	77,410	0	0	77,410
CEI	DDR	0	0	54,050	0	0	54,050
CST	DDR	0	0	486,450	0	0	486,450
Total		0	0	617,910	0	0	617,910

Prior Cost < 2019/20: 0
Future Cost > 2023/24: 0
Total Project Cost: 617,910
Project Description:

SR 35 (US 301) DALLAS POND REDESIGN

4112565

Non-SIS

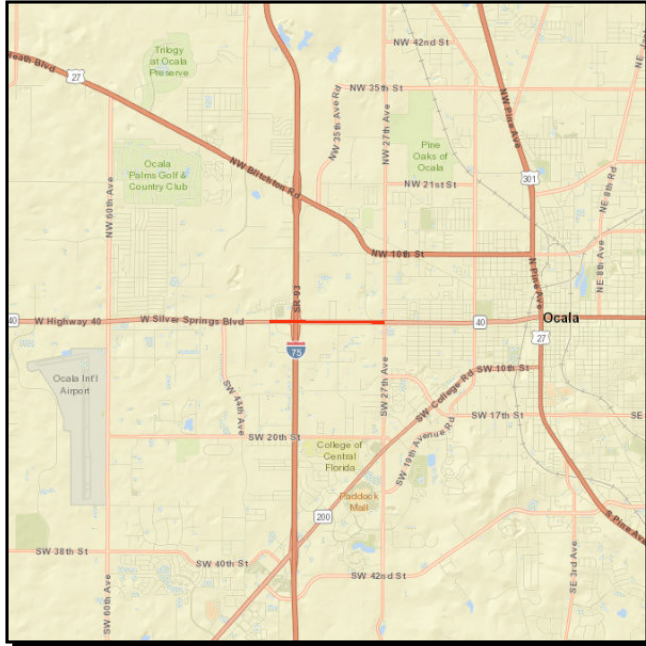
Work Summary: PRELIMINARY ENGINEERING **From:**
Lead Agency: Managed by FDOT **To:**
Length: 1.404



Phase	Fund Source	2019/20	2020/21	2021/22	2022/23	2023/24	Total
ROW	DIH	17,000	16,000	0	0	0	33,000
ROW	DDR	160,000	50,000	18,000	0	0	228,000
ROW	DS	0	8,000	0	0	0	8,000
CEI	DIH	0	0	5,000	0	0	5,000
CST	DDR	0	0	153,318	0	0	153,318
Total		177,000	74,000	176,318	0	0	427,318

Prior Cost < 2019/20: 228,229
Future Cost > 2023/24: 0
Total Project Cost: 655,547
Project Description:

SR 40 **4336521** **Non-SIS**



Work Summary: ADD TURN LANE(S) **From:** SW 40TH AVENUE
To: SW 27TH AVENUE
Lead Agency: FDOT **Length:** 1.337 MI
LRTP #: PAGE 5-2

Phase	Fund Source	2019/20	2020/21	2021/22	2022/23	2023/24	Total
ROW	DIH	0	42,500	42,500	42,308	0	127,308
ROW	DDR	0	1,671,885	74,618	17,395	0	1,763,898
ROW	SL	0	168,115	2,095,382	1,542,605	236,915	4,043,017
Total		0	1,882,500	2,212,500	1,602,308	236,915	5,934,223

Prior Cost < 2019/20: 1,989,729

Future Cost > 2023/24: 0

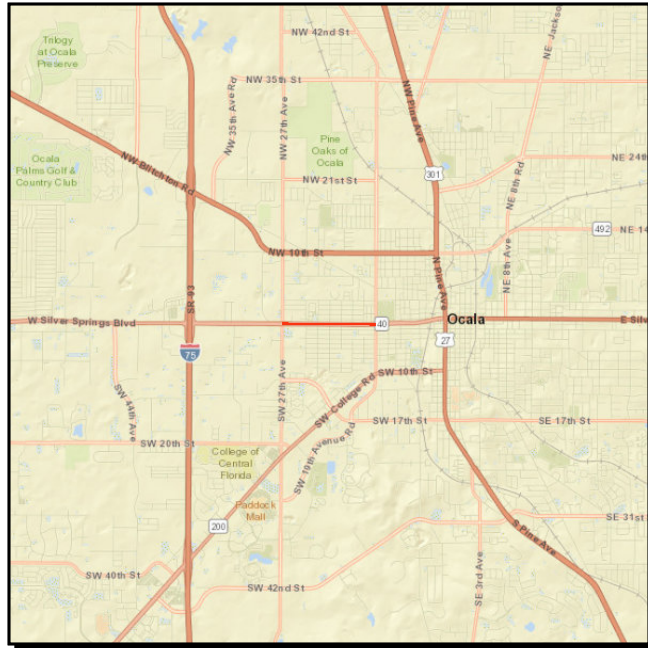
Total Project Cost: 7,923,952

Project Description: Upgrade existing interchange including additional turn-lanes. (Priority Project #11)

SR 40

4413661

Non-SIS



Work Summary: SAFETY PROJECT **From:** SW 27TH AVE
To: MLK JR AVE
Lead Agency: Managed by FDOT **Length:** .981
LRTP #: Goal 6: Objective 1 & 2 - Page 2-11

Phase	Fund Source	2019/20	2020/21	2021/22	2022/23	2023/24	Total
CEI	ACSS	0	82,701	0	0	0	82,701
CST	ACSS	0	421,586	0	0	0	421,586
Total		0	504,287	0	0	0	504,287

Prior Cost < 2019/20: 436,979

Future Cost > 2023/24: 0

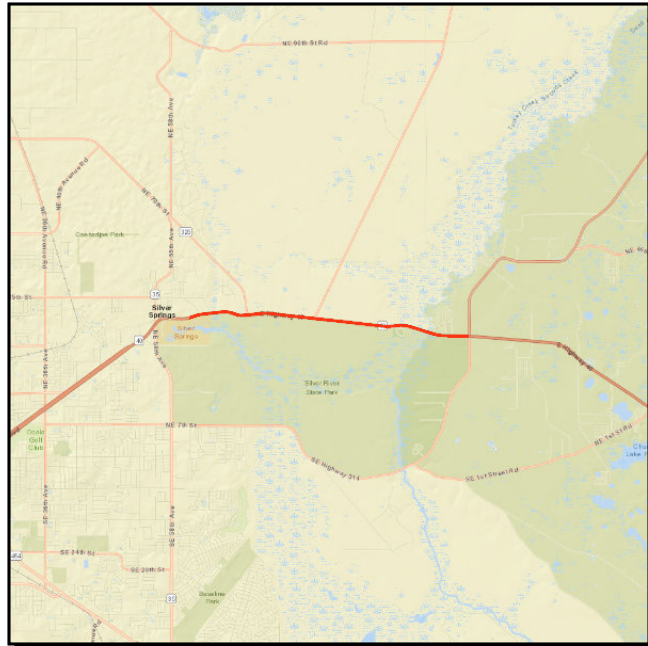
Total Project Cost: 941,266

Project Description: Access management project to modify median openings.

SR 40

4106742

SIS



Work Summary: ADD LANES & RECONSTRUCT
From: END OF 4 LANES
To: TO CR 314
Lead Agency: FDOT
Length: 5.327 mi
LRTP #: PAGE 5-2

Phase	Fund Source	2019/20	2020/21	2021/22	2022/23	2023/24	Total
ROW	ACSN	254,019	0	0	0	0	254,019
ROW	DDR	68,445	759,363	0	0	0	827,808
ROW	SN	164,055	93,343	203,888	0	0	461,286
ROW	GFSN	125,211	0	0	0	0	125,211
ROW	ACSA	2,717,094	0	0	0	0	2,717,094
ROW	SA	0	20,693	0	0	0	20,693
ROW	DS	0	1,120,508	0	0	0	1,120,508
ROW	SL	0	606,093	19,476	0	0	625,569
Total		3,328,824	2,600,000	223,364	0	0	6,152,188

Prior Cost < 2019/20: 10,740,820

Future Cost > 2023/24: 185,303,402

Total Project Cost: 202,196,410

Project Description: Capacity expansion project to widen SR 40 from two to four lanes. (Priority Project #19)

SR 93 (I-75) FROM SUMTER COUNTY TO SR 200

4431701

SIS



Work Summary: RESURFACING **From:**
To:
Lead Agency: Managed by FDOT **Length:** 13.993

Phase	Fund Source	2019/20	2020/21	2021/22	2022/23	2023/24	Total
PE	ACNP	1,300,000	0	0	0	0	1,300,000
CEI	ACNP	0	0	2,324,150	0	0	2,324,150
CST	ACNP	0	0	32,666,780	0	0	32,666,780
Total		1,300,000	0	34,990,930	0	0	36,290,930

Prior Cost < 2019/20: 10,000
Future Cost > 2023/24: 0
Total Project Cost: 36,300,930
Project Description:

US 301 / US 441 SPLIT (THE Y) JUST SOUTH OF SPLIT TO NORTH OF 4437301

SIS

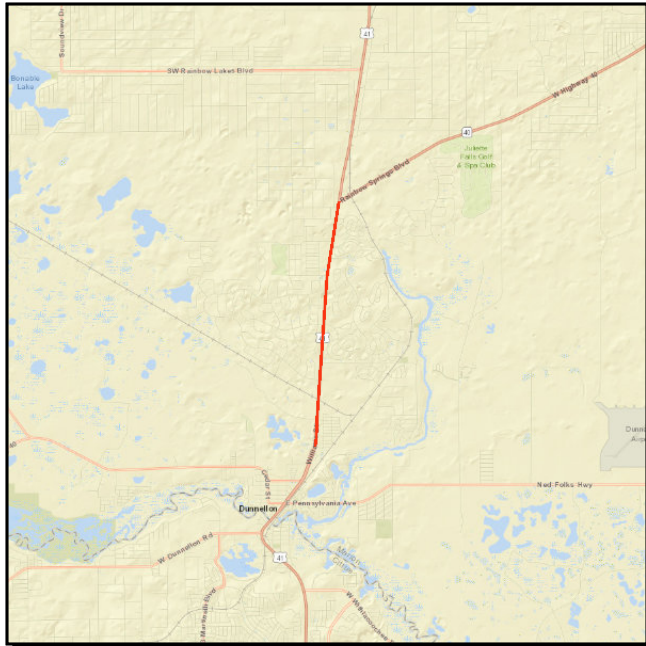


Work Summary: LANDSCAPING **From:**
To:
Lead Agency: Managed by FDOT **Length:** 2.262

Phase	Fund Source	2019/20	2020/21	2021/22	2022/23	2023/24	Total
CEI	DIH	0	0	10,810	0	0	10,810
CEI	DDR	0	0	54,050	0	0	54,050
CST	DDR	0	0	535,095	0	0	535,095
Total		0	0	599,955	0	0	599,955

Prior Cost < 2019/20: 0
Future Cost > 2023/24: 0
Total Project Cost: 599,955
Project Description:

US 41 **2386481** **Non-SIS**



Work Summary: ADD LANES & RECONSTRUCT
From: SW 111TH PLACE LANE
To: SR 40
Lead Agency: FDOT
Length: 3.585 mi
LRTP #: PAGE 3-2

Phase	Fund Source	2019/20	2020/21	2021/22	2022/23	2023/24	Total
PE	ACSN	500,000	0	0	0	0	500,000
CEI	DIH	0	0	0	0	57,200	57,200
CST	SL	0	0	0	0	8,913,430	8,913,430
CEI	DDR	0	0	0	0	3,556,492	3,556,492
CST	SN	0	0	0	0	2,803,369	2,803,369
CST	DDR	0	0	0	0	38,376,888	38,376,888
Total		500,000	0	0	0	53,707,379	54,207,379

Prior Cost < 2019/20: 27,533,388

Future Cost > 2023/24: 0

Total Project Cost: 81,740,767

Project Description: Capacity expansion project to widen the US 41 corridor from two to four-lanes. (Priority Project #9)

US 441 **4392381** **Non-SIS**

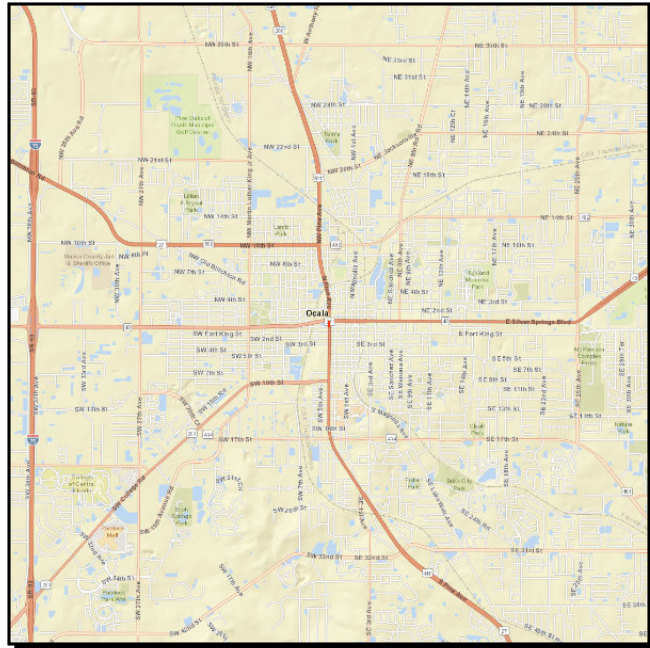


Work Summary: RESURFACING **From:** SR 35
To: SR 200
Lead Agency: Managed by FDOT **Length:** 10.612
LRTP #: Goal 6: Objective 3 - Page 2-11

Phase	Fund Source	2019/20	2020/21	2021/22	2022/23	2023/24	Total
CEI	DIH	5,130	0	0	0	0	5,130
CEI	DDR	1,850,534	0	0	0	0	1,850,534
CST	SA	18,756,088	0	0	0	0	18,756,088
CST	DDR	847,010	0	0	0	0	847,010
CST	NHRE	2,705,901	0	0	0	0	2,705,901
Total		24,164,663	0	0	0	0	24,164,663

Prior Cost < 2019/20: 3,178,329
Future Cost > 2023/24: 0
Total Project Cost: 27,342,992
Project Description: Routine resurfacing

US 441 **4336611** **Non-SIS**



Work Summary: TRAFFIC OPS IMPROVEMENT
From: SR 40
To: SR 40A/SW BROADWAY ST
Lead Agency: FDOT
Length: .055 MI
LRTP #: Goal 6: Objective 1 - Page 2-11

Phase	Fund Source	2019/20	2020/21	2021/22	2022/23	2023/24	Total
ROW	DDR	650,000	1,050,000	0	155,010	0	1,855,010
ROW	DIH	17,200	17,200	17,100	0	0	51,500
PE	DDR	0	63,000	0	0	0	63,000
CST	SL	0	0	1,974,146	0	0	1,974,146
CEI	DDR	0	0	39,565	19,220	0	58,785
CEI	SL	0	0	252,203	0	0	252,203
CST	LF	0	0	630,175	0	0	630,175
ROW	SL	0	0	470,000	0	39,870	509,870
Total		667,200	1,130,200	3,383,189	174,230	39,870	5,394,689

Prior Cost < 2019/20: 681,009

Future Cost > 2023/24: 0

Total Project Cost: 6,075,698

Project Description: Extend NB left-turn queue South Broadway Street to increase storage capacity. (Priority Project #4)

US 441 **4356861** **Non-SIS**



Work Summary: ADD LEFT TURN LANE(S)
From: SE 98TH LANE
To:
Lead Agency: Managed by FDOT
Length: .189
LRTP #: Goal 6: Objective 1 - Page 2-11

Phase	Fund Source	2019/20	2020/21	2021/22	2022/23	2023/24	Total
CEI	DIH	64,302	0	0	0	0	64,302
CEI	DDR	31,806	0	0	0	0	31,806
CST	DDR	1,401,322	0	0	0	0	1,401,322
Total		1,497,430	0	0	0	0	1,497,430

Prior Cost < 2019/20: 259,695

Future Cost > 2023/24: 0

Total Project Cost: 1,757,125

Project Description: Add northbound and southbound left-turn lanes on US 441 at SE 98th Lane.

US 441 **4336601** **Non-SIS**



Work Summary: TRAFFIC OPS IMPROVEMENT
From: AT SR 464
To:
Lead Agency: FDOT
Length: 0.433
LRTP #: Goal 6: Objective 1 - Page 2-11

Phase	Fund Source	2019/20	2020/21	2021/22	2022/23	2023/24	Total
ROW	DIH	38,000	34,000	0	0	0	72,000
ROW	DDR	360,000	80,000	30,000	0	0	470,000
Total		398,000	114,000	30,000	0	0	542,000

Prior Cost < 2019/20: 1,193,882

Future Cost > 2023/24: 0

Total Project Cost: 1,735,882

Project Description: Operational improvements to include the addition of an added NB left-turn lane and a modified NB right-turn lane. (Priority Project #5)

US 441 SLOPES AT RR OVER PASS B/W SE 3RD AVE & SE 30TH ST

4447671

Non-SIS



Work Summary: LANDSCAPING

From:

To:

Lead Agency: Managed by FDOT

Length: .318

Phase	Fund Source	2019/20	2020/21	2021/22	2022/23	2023/24	Total
CEI	DIH	5,130	0	0	0	0	5,130
CST	DDR	596,061	0	0	0	0	596,061
Total		601,191	0	0	0	0	601,191

Prior Cost < 2019/20: 0
Future Cost > 2023/24: 0
Total Project Cost: 601,191
Project Description:

WILDWOOD MAINLINE WEIGH IN MOTION (WIM) SCREENING

4453211

SIS



Work Summary: MCCO WEIGH STATION From:
 STATIC/WIM
To:
Lead Agency: Managed by FDOT **Length:** 1.136

Phase	Fund Source	2019/20	2020/21	2021/22	2022/23	2023/24	Total
CST	DWS	0	0	2,228,050	0	0	2,228,050
Total		0	0	2,228,050	0	0	2,228,050

Prior Cost < 2019/20: 0
Future Cost > 2023/24: 0
Total Project Cost: 2,228,050
Project Description:

Section 2 - TPO Funding

Phase	Fund Source	2019/20	2020/21	2021/22	2022/23	2023/24	Total
OCALA/MARION URBAN AREA FY 2018/2019-2019/2020 UPWP - 4393312							*Non-SIS*
TRANSPORTATION PLANNING							Length: .000
Responsible Agency: Ocala/Marion TPO							
PLN	PL	499,316	0	0	0	0	499,316
Total		499,316	0	0	0	0	499,316
<i>Prior Cost < 2019/20</i>		<i>807,110</i>	<i>Future Cost > 2023/24</i>		<i>0</i>	<i>Total Project Cost</i>	<i>1,306,426</i>

OCALA/MARION URBAN AREA FY 2020/2021-2021/2022 UPWP - 4393313							*Non-SIS*
TRANSPORTATION PLANNING							Length: .000
Responsible Agency: Ocala/Marion TPO							
PLN	PL	0	499,316	499,316	0	0	998,632
Total		0	499,316	499,316	0	0	998,632
<i>Prior Cost < 2019/20</i>		<i>0</i>	<i>Future Cost > 2023/24</i>		<i>0</i>	<i>Total Project Cost</i>	<i>998,632</i>

OCALA/MARION URBAN AREA FY 2022/2023-2023/2024 UPWP - 4393314							*Non-SIS*
TRANSPORTATION PLANNING							Length: .000
Responsible Agency: Ocala/Marion TPO							
PLN	PL	0	0	0	499,316	0	499,316
Total		0	0	0	499,316	0	499,316
<i>Prior Cost < 2019/20</i>		<i>0</i>	<i>Future Cost > 2023/24</i>		<i>0</i>	<i>Total Project Cost</i>	<i>499,316</i>

Phase	Fund Source	2019/20	2020/21	2021/22	2022/23	2023/24	Total
TPO PLANNING STUDIES FROM TO SECTION 5303 - 4314011							*Non-SIS*
PTO STUDIES							
Responsible Agency: Ocala/Marion TPO							
PLN	DU	62,478	68,344	0	0	0	130,822
PLN	DPTO	7,810	8,543	0	0	0	16,353
PLN	LF	7,810	8,543	0	0	0	16,353
Total		78,098	85,430	0	0	0	163,528
<i>Prior Cost < 2019/20</i>		<i>299,712</i>	<i>Future Cost > 2023/24</i>		<i>0</i>	<i>Total Project Cost</i>	<i>463,240</i>

TRANSIT PLANNING STUDIES - 4407971							*Non-SIS*
PTO STUDIES							
Length: .000							
Responsible Agency: Ocala/Marion TPO							
PLN	DU	0	0	74,389	74,389	74,389	223,167
PLN	DPTO	0	0	9,299	9,299	9,299	27,897
PLN	LF	0	0	9,299	9,299	9,299	27,897
Total		0	0	92,987	92,987	92,987	278,961
<i>Prior Cost < 2019/20</i>		<i>0</i>	<i>Future Cost > 2023/24</i>		<i>0</i>	<i>Total Project Cost</i>	<i>278,961</i>

Section 3 - Countywide

Phase	Fund Source	2019/20	2020/21	2021/22	2022/23	2023/24	Total
ASPHALT RESURFACING AT VARIOUS LOCATIONS - 4233912							*Non-SIS*
ROUTINE MAINTENANCE CONTRACTS							
Responsible Agency: FDOT							
MNT	D	229,000	0	0	0	0	229,000
Total		229,000	0	0	0	0	229,000
<i>Prior Cost < 2019/20</i>		<i>3,080,559</i>	<i>Future Cost > 2023/24</i>		<i>0</i>	<i>Total Project Cost</i>	<i>3,309,559</i>
LIGHTING AGREEMENTS AT DDR FUNDS - 4136153							*Non-SIS*
LIGHTING							
Responsible Agency: FDOT							
MNT	D	375,770	387,041	398,649	410,604	422,922	1,994,986
Total		375,770	387,041	398,649	410,604	422,922	1,994,986
<i>Prior Cost < 2019/20</i>		<i>4,228,824</i>	<i>Future Cost > 2023/24</i>		<i>0</i>	<i>Total Project Cost</i>	<i>6,223,810</i>
OCALA OPERATIONS COMPLEX CONTRACTED SERVICES PROJECT - 4425721							*Non-SIS*
FIXED CAPITAL OUTLAY							Length: .000
Responsible Agency: Managed by FDOT							
MNT	D	8,000	0	0	0	0	8,000
Total		8,000	0	0	0	0	8,000
<i>Prior Cost < 2019/20</i>		<i>25,537</i>	<i>Future Cost > 2023/24</i>		<i>0</i>	<i>Total Project Cost</i>	<i>33,537</i>

Phase	Fund Source	2019/20	2020/21	2021/22	2022/23	2023/24	Total
OCALA OPERATIONS COMPLEX FCO PROJECTS - 4425722							*Non-SIS*
FIXED CAPITAL OUTLAY							Length: .000
Responsible Agency: Managed by FDOT							
CST	FCO	250,000	0	0	0	0	250,000
Total		250,000	0	0	0	0	250,000
<i>Prior Cost < 2019/20</i>		<i>0</i>	<i>Future Cost > 2023/24</i>		<i>0</i>	<i>Total Project Cost</i>	<i>250,000</i>
PAVEMENT MARKINGS - AT THERMOPLASTIC AND RPM'S - 4291821							*Non-SIS*
ROUTINE MAINTENANCE CONTRACTS							Length: .000
Responsible Agency: FDOT							
MNT	D	900,000	0	0	0	0	900,000
Total		900,000	0	0	0	0	900,000
<i>Prior Cost < 2019/20</i>		<i>2,808,904</i>	<i>Future Cost > 2023/24</i>		<i>0</i>	<i>Total Project Cost</i>	<i>3,708,904</i>
PERFORMANCE AESTHETICS - 4278392							*Non-SIS*
ROUTINE MAINTENANCE CONTRACTS							Length: .000
Responsible Agency: FDOT							
MNT	D	740,000	740,000	740,000	740,000	740,000	3,700,000
Total		740,000	740,000	740,000	740,000	740,000	3,700,000
<i>Prior Cost < 2019/20</i>		<i>4,020,641</i>	<i>Future Cost > 2023/24</i>		<i>0</i>	<i>Total Project Cost</i>	<i>7,720,641</i>

Phase	Fund Source	2019/20	2020/21	2021/22	2022/23	2023/24	Total
PRIMARY IN HOUSE AT VARIOUS ROADWAYS - 4181071							*Non-SIS*
ROUTINE MAINTENANCE CONTRACTS							
Responsible Agency: FDOT							
MNT	D	1,767,734	1,831,973	1,831,973	1,831,973	1,781,973	9,045,626
Total		1,767,734	1,831,973	1,831,973	1,831,973	1,781,973	9,045,626
<i>Prior Cost < 2019/20</i>		<i>33,596,544</i>	<i>Future Cost > 2023/24</i>		<i>0</i>	<i>Total Project Cost</i>	<i>42,642,170</i>

TRAFFIC SIGNALIZATION AT VARIOUS LOCATIONS - 4130194							*Non-SIS*
ROUTINE MAINTENANCE CONTRACTS							
Responsible Agency: FDOT							
OPS	DDR	351,548	0	0	0	0	351,548
Total		351,548	0	0	0	0	351,548
<i>Prior Cost < 2019/20</i>		<i>4,546,174</i>	<i>Future Cost > 2023/24</i>		<i>0</i>	<i>Total Project Cost</i>	<i>4,897,722</i>

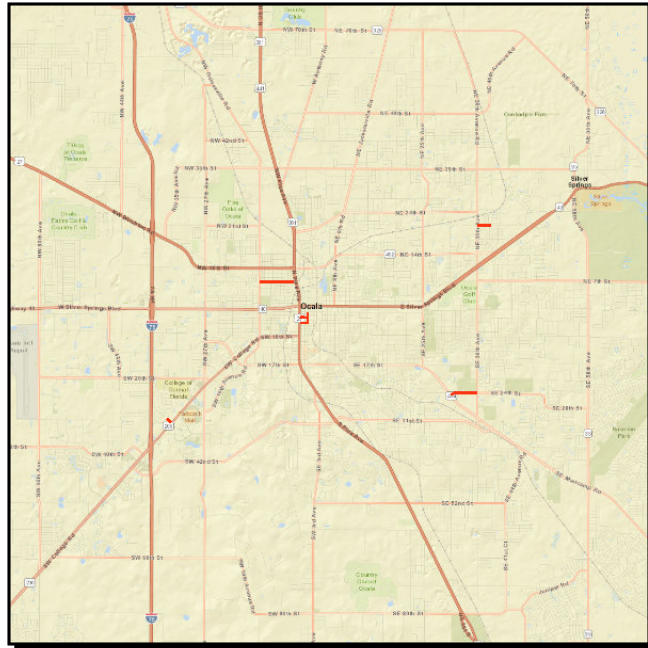
UNPAVED SHOULDER REPAIR - 4291781							*Non-SIS*
ROUTINE MAINTENANCE CONTRACTS							
Responsible Agency: FDOT							
LRTP No: Objective 1.53 - Pg 2-6							
MNT	D	581,000	0	0	0	0	581,000
Total		581,000	0	0	0	0	581,000
<i>Prior Cost < 2019/20</i>		<i>1,411,063</i>	<i>Future Cost > 2023/24</i>		<i>0</i>	<i>Total Project Cost</i>	<i>1,992,063</i>

Section 4 - Bike / Ped Projects

CITYWIDE SIDEWALK IMPROVEMENTS

4363751

Non-SIS



Work Summary: SIDEWALK

From:

To:

Lead Agency: City of Ocala

Length: .000

LRTP #: GOAL 1: Objective 2 -
Page 2-8

Phase	Fund Source	2019/20	2020/21	2021/22	2022/23	2023/24	Total
CEI	TALT	0	5,000	0	0	0	5,000
CEI	LF	0	103,226	0	0	0	103,226
CST	TALT	0	758,647	0	0	0	758,647
CST	SL	0	8,353	0	0	0	8,353
Total		0	875,226	0	0	0	875,226

Prior Cost < 2019/20: 0

Future Cost > 2023/24: 0

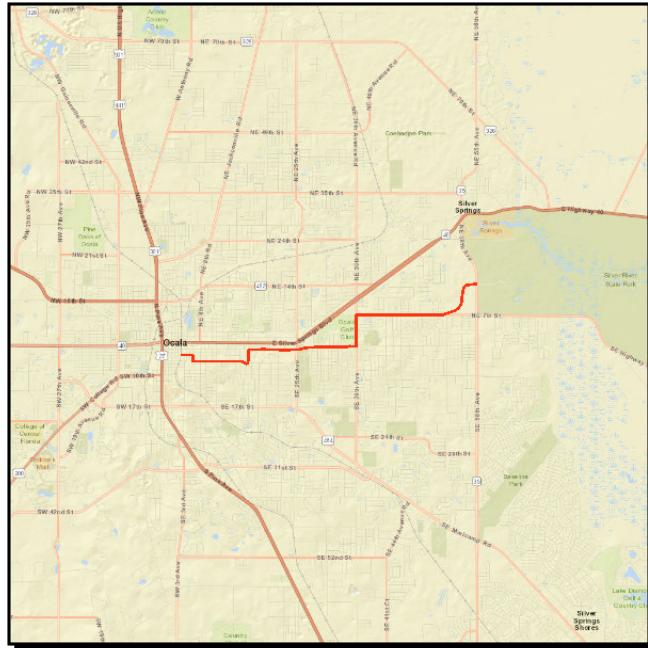
Total Project Cost: 875,226

Project Description: Downtown sidewalk construction (Various locations).

DOWNTOWN OCALA TO SILVER SPRINGS TRAIL

4367561

Non-SIS



Work Summary: BIKE PATH
From: OSCEOLA AVE
To: SILVER SPRINGS STATE PARK
Lead Agency: City of Ocala
Length: .000
LRTP #: GOAL 1: Objective 2 - Page 2-8

Phase	Fund Source	2019/20	2020/21	2021/22	2022/23	2023/24	Total
PE	TALL	253,000	0	0	0	0	253,000
Total		253,000	0	0	0	0	253,000

Prior Cost < 2019/20: 0

Future Cost > 2023/24: 0

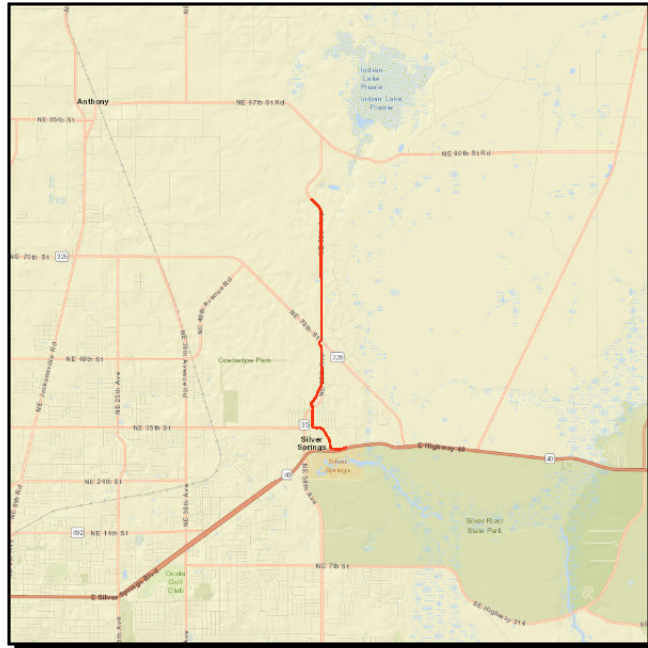
Total Project Cost: 253,000

Project Description: Construct/designate an eight to twelve-foot multi-use path from Osceola Avenue to Silver Springs State Park.

INDIAN LAKE TRAIL FROM SILVER SPRINGS STATE PARK TO

4367551

Non-SIS



Work Summary: BIKE PATH

From: SILVER SPRINGS PARK

To: INDIAN LAKE PARK

Lead Agency: Marion County

Length: .000

LRTP #: GOAL 1: Objective 2 -
Page 2-8

Phase	Fund Source	2019/20	2020/21	2021/22	2022/23	2023/24	Total
PE	TALL	0	0	155,000	0	0	155,000
Total		0	0	155,000	0	0	155,000

Prior Cost < 2019/20: 0

Future Cost > 2023/24: 0

Total Project Cost: 155,000

Project Description: Construct approximately five miles of twelve-foot wide multi-use path from Silver Springs State Park north to Indian Lakes Park.

LEGACY ELEMENTARY SCHOOL SIDEWALKS

4364743

Non-SIS

Work Summary: SIDEWALK **From:** CHESTNUT RD, LARCH RD, JUNIPER RD & SE 79TH ST
To:
Lead Agency: Managed by MARION COUNTY **Length:** .000
LRTP #: Goal 1 & 3: Page 2-8 & 2-9



Phase	Fund Source	2019/20	2020/21	2021/22	2022/23	2023/24	Total
CEI	TALT	0	0	12,819	0	0	12,819
CST	TALT	0	0	1,400,659	0	0	1,400,659
CEI	SL	0	0	28,181	0	0	28,181
Total		0	0	1,441,659	0	0	1,441,659

Prior Cost < 2019/20: 0

Future Cost > 2023/24: 0

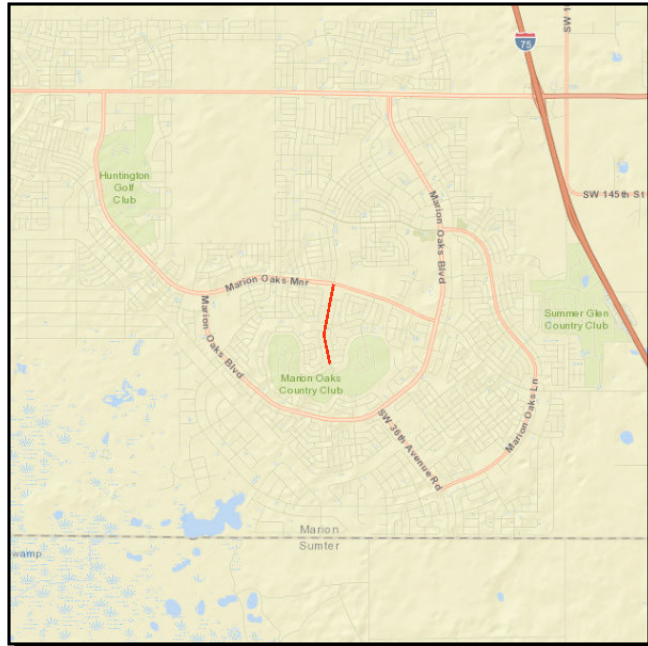
Total Project Cost: 1,441,659

Project Description: Construct sidewalks Larch Road and SE 79th Street. Complete construction on sidewalks on Chestnut Road and Juniper Road.

MARION OAKS-SUNRISE/HORIZON SIDEWALKS

4408801

Non-SIS



Work Summary: SIDEWALK
From: MARION OAKS GOLF WAY
To: MARION OAKS MANOR
Lead Agency: Managed by MARION COUNTY
Length: .840
LRTP #: GOAL 1: Objective 2 - Page 2-8

Phase	Fund Source	2019/20	2020/21	2021/22	2022/23	2023/24	Total
PE	TALT	0	0	605	0	0	605
PE	TALL	0	0	35,605	0	0	35,605
Total		0	0	36,210	0	0	36,210

Prior Cost < 2019/20: 0

Future Cost > 2023/24: 0

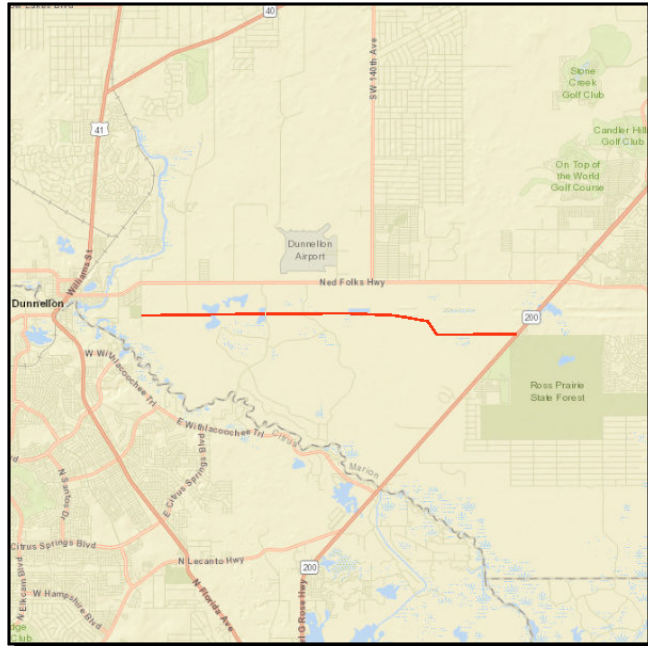
Total Project Cost: 36,210

Project Description: Construct 0.84 miles of five-foot sidewalks from Marion Oaks Country Club to Marion Oaks Manor.

PRUITT TRAIL

4354841

Non-SIS



Work Summary: BIKE PATH
From: WITHLACOOCHEE BRIDGE TRAIL AT BRIDGES ROAD
To: SR 200
Lead Agency: Marion County
Length: .000
LRTP #: GOAL 1: Objective 2 - Page 2-8

Phase	Fund Source	2019/20	2020/21	2021/22	2022/23	2023/24	Total
CEI	TALT	0	0	260,000	0	0	260,000
CST	TALT	0	0	1,760,011	0	0	1,760,011
CEI	SN	0	0	250,000	0	0	250,000
CST	TALN	0	0	251,388	0	0	251,388
CST	TALL	0	0	292,891	0	0	292,891
CST	SN	0	0	895,710	0	0	895,710
Total		0	0	3,710,000	0	0	3,710,000

Prior Cost < 2019/20: 72,009

Future Cost > 2023/24: 0

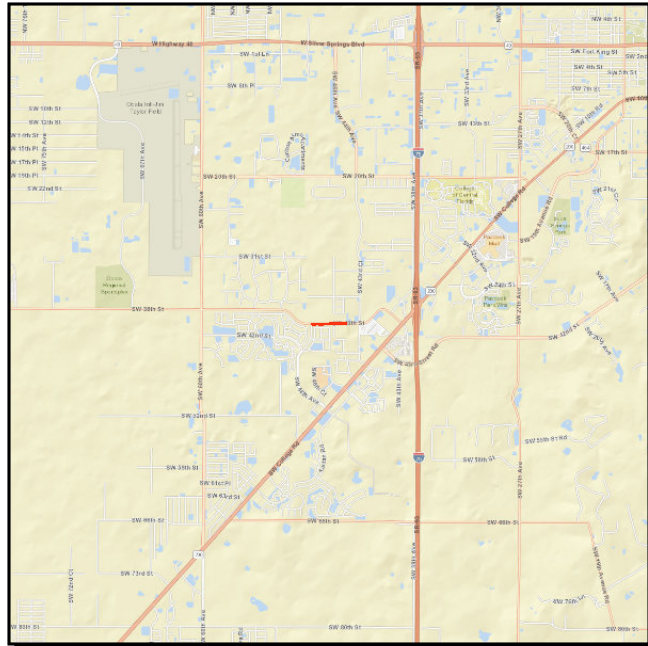
Total Project Cost: 3,782,009

Project Description: Construct a twelve-foot wide paved multi-use path from SR 200 to the Bridges Road Trailhead.

SADDLEWOOD ELEMENTARY SIDEWALK IMPROVEMENTS

4364742

Non-SIS



Work Summary: SIDEWALK
From: SW 43RD CT
To: SW 44TH AVE
Lead Agency: Managed by MARION COUNTY
Length: .000
LRTP #: Goal 1 & 3: Page 2-8 & 2-9

Phase	Fund Source	2019/20	2020/21	2021/22	2022/23	2023/24	Total
CEI	TALL	0	0	12,545	0	0	12,545
CST	TALT	0	0	26,847	0	0	26,847
CST	TALL	0	0	273,249	0	0	273,249
CEI	SL	0	0	4,455	0	0	4,455
Total		0	0	317,096	0	0	317,096

Prior Cost < 2019/20: 0

Future Cost > 2023/24: 0

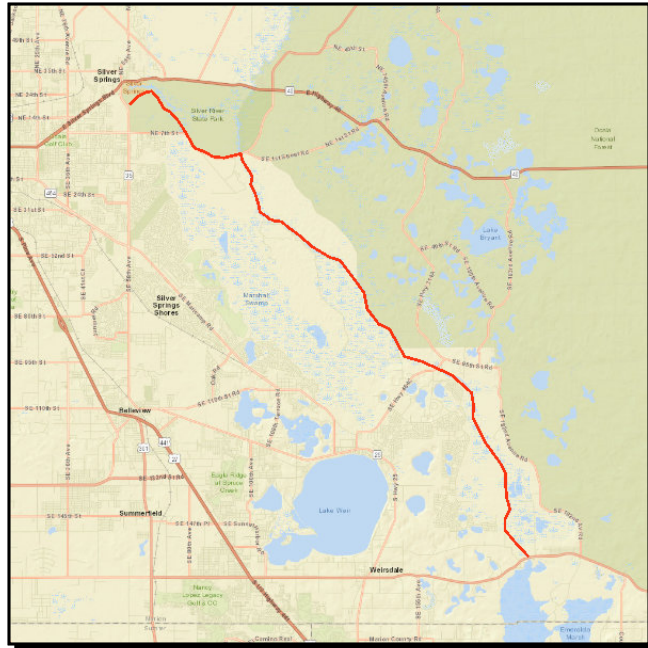
Total Project Cost: 317,096

Project Description: Construct five-foot wide sidewalks from the Fore Ranch Community to Saddlewood Elementary School.

SILVER SPRINGS BIKEWAY

4354861

Non-SIS



Work Summary: BIKE PATH

From: SE 64TH AVE RD

To: SILVER SPRINGS STATE PARK

Lead Agency: Marion County

Length: .000

LRTP #: GOAL 1: Objective 2 -
Page 2-8

Phase	Fund Source	2019/20	2020/21	2021/22	2022/23	2023/24	Total
CST	TALT	2,437,407	0	0	0	0	2,437,407
CST	SL	1,515,573	0	0	0	0	1,515,573
CST	TALL	518,153	0	0	0	0	518,153
CST	SA	8,911	0	0	0	0	8,911
Total		4,480,044	0	0	0	0	4,480,044

Prior Cost < 2019/20: 525,000

Future Cost > 2023/24: 0

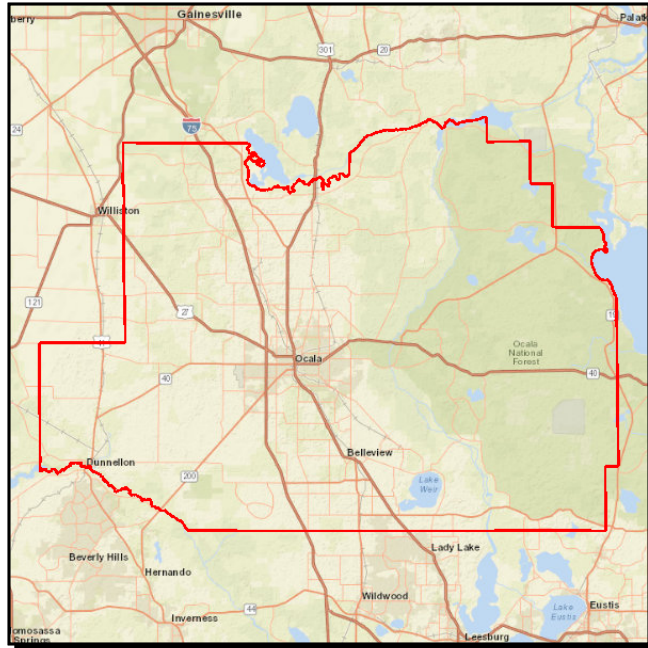
Total Project Cost: 5,005,044

Project Description: Construct a twelve-foot paved multi-use path from Silver Springs State Park to CR 42 along the Ocklawaha River, primarily along the existing levy system.

SILVER SPRINGS STATE PARK

4261791

Non-SIS



Work Summary: BRIDGE-NEW STRUCTURE

From: PEDESTRIAN BRIDGES

To:

Lead Agency: Managed by FDOT

LRTP #: Goal 1:Objective2 - Page 2-8

Phase	Fund Source	2019/20	2020/21	2021/22	2022/23	2023/24	Total
PE	ACTN	600,000	0	0	0	0	600,000
ENV	ACTN	50,000	0	0	0	0	50,000
CST	TALT	0	0	0	0	1,713,389	1,713,389
CEI	DIH	0	0	0	0	5,720	5,720
CEI	DDR	0	0	0	0	723,730	723,730
CST	TALN	0	0	0	0	251,497	251,497
Total		650,000	0	0	0	2,694,336	3,344,336

Prior Cost < 2019/20: 90,324

Future Cost > 2023/24: 0

Total Project Cost: 3,434,660

Project Description: Two pedestrian bridges to be constructed within Silver Springs State Park as part of a mitigation package due to the impacts of widening SR 40.

SR 40 (BLACK BEAR TRAIL)

4363601

Non-SIS



Work Summary: BIKE PATH

From: SE 183RD AVENUE ROAD

To: US 17 (VOLUSIA COUNTY)

Lead Agency: FDOT

Length: Approx. 27 Miles

LRTP #: GOAL 1: Objective 2 - Page 2-8

Phase	Fund Source	2019/20	2020/21	2021/22	2022/23	2023/24	Total
PDE	SA	1,100,000	0	0	0	0	1,100,000
Total		1,100,000	0	0	0	0	1,100,000

Prior Cost < 2019/20: 0

Future Cost > 2023/24: 0

Total Project Cost: 1,100,000

Project Description: The Black Bear Trail will be a twelve foot wide multi-use path that generally parallels SR 40 from SE 183rd Avenue Road (Levy Hammock Road) in Marion County, through Lake County, to US 17 in Volusia County.

Section 5 - Aviation Projects

Phase	Fund Source	2019/20	2020/21	2021/22	2022/23	2023/24	Total	
MARION COUNTY AIRPORT - 4384231							*Non-SIS*	
AVIATION PRESERVATION PROJECT		LRTP No: Goal 1: Page 2-8 & Goal 2: Page 2-9					Length: .000	
Responsible Agency: Marion County								
CAP	DPTO	0	38,782	0	0	0	38,782	
CAP	LF	0	9,696	0	0	0	9,696	
CAP	FAA	0	436,300	0	0	0	436,300	
Total		0	484,778	0	0	0	484,778	
<i>Prior Cost < 2019/20</i>		<i>0</i>	<i>Future Cost > 2023/24</i>	<i>0</i>	<i>Total Project Cost</i>		<i>484,778</i>	

MARION COUNTY AIRPORT FROM LANDSIDE ACCESS & PARKING IMPROVEMENTS TO PHASE II - 4384271							*Non-SIS*
AVIATION REVENUE/OPERATIONAL		LRTP No: Goal 1: Page 2-8 & Goal 2: Page 2-9					
Responsible Agency: Marion County							
CAP	DDR	0	0	0	300,000	1,000,000	1,300,000
CAP	LF	0	0	0	75,000	250,000	325,000
Total		0	0	0	375,000	1,250,000	1,625,000
<i>Prior Cost < 2019/20</i>		<i>0</i>	<i>Future Cost > 2023/24</i>	<i>0</i>	<i>Total Project Cost</i>		<i>1,625,000</i>

MARION COUNTY AIRPORT AT OVERLAY RUNWAY 9/27 - 4384171							*Non-SIS*
AVIATION PRESERVATION PROJECT		LRTP No: Goal 1: Page 2-8 & Goal 2: Page 2-9					
Responsible Agency: Marion County							
CAP	DPTO	0	145,600	0	0	0	145,600
CAP	LF	0	36,400	0	0	0	36,400
Total		0	182,000	0	0	0	182,000
<i>Prior Cost < 2019/20</i>		<i>0</i>	<i>Future Cost > 2023/24</i>	<i>0</i>	<i>Total Project Cost</i>		<i>182,000</i>

Phase	Fund Source	2019/20	2020/21	2021/22	2022/23	2023/24	Total	
MARION COUNTY AIRPORT AT SECURITY IMPROVEMENTS - 4384331							*Non-SIS*	
AVIATION SECURITY PROJECT		LRTP No: Goal 1: Page 2-8 & Goal 2: Page 2-9						
Responsible Agency: Marion County								
CAP	DPTO	93,573	0	0	0	0	93,573	
CAP	LF	23,393	0	0	0	0	23,393	
Total		116,966	0	0	0	0	116,966	
<i>Prior Cost < 2019/20</i>		<i>0</i>	<i>Future Cost > 2023/24</i>		<i>0</i>	<i>Total Project Cost</i>	<i>116,966</i>	

MARION-DUNNELLON AT LANDSIDE ACCESS & PARKING IMPROVEMENTS - 4384301							*Non-SIS*	
AVIATION REVENUE/OPERATIONAL		LRTP No: Goal 1: Page 2-8 & Goal 2: Page 2-9						
Responsible Agency: Marion County								
CAP	DPTO	360,000	0	0	0	0	360,000	
CAP	LF	90,000	250,000	0	0	0	340,000	
CAP	DDR	0	1,000,000	0	0	0	1,000,000	
Total		450,000	1,250,000	0	0	0	1,700,000	
<i>Prior Cost < 2019/20</i>		<i>0</i>	<i>Future Cost > 2023/24</i>		<i>0</i>	<i>Total Project Cost</i>	<i>1,700,000</i>	

MARION-DUNNELLON PARALLEL TAXIWAY TO RUNWAY 9-27 AT PARALLEL TAXIWAY TO RUNWAY 9-27 - 4384351							*Non-SIS*	
AVIATION CAPACITY PROJECT		LRTP No: Goal 1: Page 2-8 & Goal 2: Page 2-9						
Responsible Agency: Marion County								
CAP	DDR	0	0	1,280,000	0	0	1,280,000	
CAP	LF	0	0	320,000	0	0	320,000	
Total		0	0	1,600,000	0	0	1,600,000	
<i>Prior Cost < 2019/20</i>		<i>0</i>	<i>Future Cost > 2023/24</i>		<i>0</i>	<i>Total Project Cost</i>	<i>1,600,000</i>	

Phase	Fund Source	2019/20	2020/21	2021/22	2022/23	2023/24	Total
MARION-OCALA INTL HANGAR - 4448771							*Non-SIS*
AVIATION REVENUE/OPERATIONAL							Length: .000
Responsible Agency: Responsible							
CAP	DDR	0	0	0	0	1,000,000	1,000,000
CAP	LF	0	0	0	0	250,000	250,000
Total		0	0	0	0	1,250,000	1,250,000
<i>Prior Cost < 2019/20</i>		<i>0</i>	<i>Future Cost > 2023/24</i>		<i>0</i>	<i>Total Project Cost</i>	<i>1,250,000</i>

MARION-OCALA INTL INFRASTRUCTURE IMPROVEMENTS - 4448761							*Non-SIS*
AVIATION REVENUE/OPERATIONAL							Length: .000
Responsible Agency: Responsible							
CAP	DPTO	200,000	0	0	0	0	200,000
CAP	LF	50,000	0	0	0	0	50,000
Total		250,000	0	0	0	0	250,000
<i>Prior Cost < 2019/20</i>		<i>0</i>	<i>Future Cost > 2023/24</i>		<i>0</i>	<i>Total Project Cost</i>	<i>250,000</i>

OCALA INTERNATIONAL AT EXPAND FUEL FARM - 4407801							*Non-SIS*
AVIATION PRESERVATION PROJECT							Length: .000
Responsible Agency: City of Ocala							
LRTP No: Goal 1: Page 2-8 & Goal 2: Page 2-9							
CAP	DDR	0	0	0	360,000	760,000	1,120,000
CAP	LF	0	0	0	90,000	190,000	280,000
Total		0	0	0	450,000	950,000	1,400,000
<i>Prior Cost < 2019/20</i>		<i>0</i>	<i>Future Cost > 2023/24</i>		<i>0</i>	<i>Total Project Cost</i>	<i>1,400,000</i>

Phase	Fund Source	2019/20	2020/21	2021/22	2022/23	2023/24	Total	
OCALA INTERNATIONAL AIRPORT AT LAND ACQUISITION - 4370171							*Non-SIS*	
AVIATION ENVIRONMENTAL PROJECT		LRTP No: Goal 1: Page 2-8 & Goal 2: Page 2-9						
Responsible Agency: City of Ocala								
CAP	DDR	1,000,000	0	0	0	0	1,000,000	
CAP	LF	250,000	0	0	0	0	250,000	
Total		1,250,000	0	0	0	0	1,250,000	
<i>Prior Cost < 2019/20</i>		<i>0</i>	<i>Future Cost > 2023/24</i>		<i>0</i>	<i>Total Project Cost</i>	<i>1,250,000</i>	

OCALA INTERNATIONAL AIRPORT AT NORTH INDUSTRIAL PARK ACCESS ROAD - 4384771							*Non-SIS*	
AVIATION REVENUE/OPERATIONAL		LRTP No: Goal 1: Page 2-8 & Goal 2: Page 2-9						
Responsible Agency: City of Ocala								
CAP	DDR	0	0	0	520,000	0	520,000	
CAP	LF	0	0	0	130,000	0	130,000	
CAP	FAA	0	0	0	5,850,000	0	5,850,000	
Total		0	0	0	6,500,000	0	6,500,000	
<i>Prior Cost < 2019/20</i>		<i>0</i>	<i>Future Cost > 2023/24</i>		<i>0</i>	<i>Total Project Cost</i>	<i>6,500,000</i>	

OCALA INTERNATIONAL AIRPORT AT WEST INDUSTRIAL PARK ACCESS ROAD - 4384761							*Non-SIS*	
AVIATION REVENUE/OPERATIONAL		LRTP No: Goal 1: Page 2-8 & Goal 2: Page 2-9						
Responsible Agency: City of Ocala								
CAP	DDR	0	140,000	160,000	0	0	300,000	
CAP	LF	0	35,000	40,000	0	0	75,000	
CAP	FAA	0	1,575,000	1,800,000	0	0	3,375,000	
Total		0	1,750,000	2,000,000	0	0	3,750,000	
<i>Prior Cost < 2019/20</i>		<i>0</i>	<i>Future Cost > 2023/24</i>		<i>0</i>	<i>Total Project Cost</i>	<i>3,750,000</i>	

Phase	Fund Source	2019/20	2020/21	2021/22	2022/23	2023/24	Total
OCALA INTERNATIONAL AIRPORT AT TAXIWAY "A" REHABILITATION - 4370311							*Non-SIS*
AVIATION PRESERVATION PROJECT				LRTP No: Goal 1: Page 2-8 & Goal 2: Page 2-9			
Responsible Agency: City of Ocala							
CAP	DPTO	275,000	0	0	0	0	275,000
CAP	LF	275,000	0	0	0	0	275,000
CAP	FAA	4,950,000	0	0	0	0	4,950,000
Total		5,500,000	0	0	0	0	5,500,000
<i>Prior Cost < 2019/20</i>		<i>417,680</i>	<i>Future Cost > 2023/24</i>		<i>0</i>	<i>Total Project Cost</i>	
							<i>5,917,680</i>

Section 6 - Transit Projects

Phase	Fund Source	2019/20	2020/21	2021/22	2022/23	2023/24	Total
MARION TRANSIT FROM RURAL TRANSPORTATION TO SECTION 5311 - 4333121							*Non-SIS*
OPERATING/ADMIN. ASSISTANCE						LRTP No: Goal 1: Page 2-8	Length: .000
Responsible Agency: Ocala/Marion TPO							
OPS	DU	843,946	886,143	930,450	0	0	2,660,539
OPS	LF	843,946	886,143	930,450	0	0	2,660,539
Total		1,687,892	1,772,286	1,860,900	0	0	5,321,078
<i>Prior Cost < 2019/20</i>		<i>3,082,916</i>	<i>Future Cost > 2023/24</i>		<i>0</i>	<i>Total Project Cost</i>	<i>8,403,994</i>

MARION TRANSIT FROM RURAL TRANSPORTATION TO SECTION 5311 - 4424601							*Non-SIS*
OPERATING/ADMIN. ASSISTANCE						LRTP No: Goal 1: Page 2-8	Length: .000
Responsible Agency: Marion County							
OPS	DU	0	0	0	976,973	1,025,822	2,002,795
OPS	LF	0	0	0	976,973	1,025,822	2,002,795
Total		0	0	0	1,953,946	2,051,644	4,005,590
<i>Prior Cost < 2019/20</i>		<i>0</i>	<i>Future Cost > 2023/24</i>		<i>0</i>	<i>Total Project Cost</i>	<i>4,005,590</i>

SUNTRAN FROM OPERATING FIXED ROUTE TO SECTION 5307 - 4333041							*Non-SIS*
OPERATING FOR FIXED ROUTE						LRTP No: Goal 1: Page 2-8	Length: .000
Responsible Agency: Ocala/Marion TPO							
OPS	DPTO	653,195	685,858	720,151	0	0	2,059,204
OPS	LF	653,195	685,858	720,151	0	0	2,059,204
Total		1,306,390	1,371,716	1,440,302	0	0	4,118,408
<i>Prior Cost < 2019/20</i>		<i>3,491,669</i>	<i>Future Cost > 2023/24</i>		<i>0</i>	<i>Total Project Cost</i>	<i>7,610,077</i>

Phase	Fund Source	2019/20	2020/21	2021/22	2022/23	2023/24	Total	
SUNTRAN FROM URBAN CAPITAL FIXED ROUTE TO FTA SECTION 5307 - 4271882							*Non-SIS*	
CAPITAL FOR FIXED ROUTE		LRTP No: Goal 1: Page 2-8						
Responsible Agency: Ocala/Marion TPO								
CAP	FTA	2,257,820	2,325,554	2,395,321	2,467,181	2,541,196	11,987,072	
CAP	LF	564,455	581,389	598,830	616,795	635,299	2,996,768	
Total		2,822,275	2,906,943	2,994,151	3,083,976	3,176,495	14,983,840	
<i>Prior Cost < 2019/20</i>		<i>11,946,516</i>	<i>Future Cost > 2023/24</i>		<i>0</i>	<i>Total Project Cost</i>	<i>26,930,356</i>	

Phase	Fund Source	2019/20	2020/21	2021/22	2022/23	2023/24	Total	
SUNTRAN FROM OPERATING FIXED ROUTE TO SEC 5307 - 4424551							*Non-SIS*	
OPERATING FOR FIXED ROUTE		LRTP No: Goal 1: Page 2-8					Length: .000	
Responsible Agency: Ocala/Marion TPO								
OPS	DPTO	0	0	0	761,310	793,966	1,555,276	
OPS	LF	0	0	0	761,310	793,966	1,555,276	
Total		0	0	0	1,522,620	1,587,932	3,110,552	
<i>Prior Cost < 2019/20</i>		<i>0</i>	<i>Future Cost > 2023/24</i>		<i>0</i>	<i>Total Project Cost</i>	<i>3,110,552</i>	

Project Index

FM #	TIP #	Project Name	Page
2386481		US 41	1-24
4106742		SR 40	1-21
4112565		SR 35 (US 301) DALLAS POND REDESIGN	1-18
4130194		TRAFFIC SIGNALIZATION	3-4
4136153		LIGHTING AGREEMENTS	3-2
4181071		PRIMARY IN HOUSE	3-4
4233912		ASPHALT RESURFACING	3-2
4261791		SILVER SPRINGS STATE PARK	4-10
4271882		SUNTRAN	6-3
4278392		PERFORMANCE AESTHETICS	3-3
4291781		UNPAVED SHOULDER REPAIR	3-4
4291821		PAVEMENT MARKINGS -	3-3
4314011		TPO PLANNING STUDIES	2-3
4317983		NE 36TH AVENUE	1-12
4333041		SUNTRAN	6-2
4333121		MARION TRANSIT	6-2
4336511		CR 484	1-4
4336512		CR 484	1-3
4336513		CR 484 INTERCHANGE	1-6
4336521		SR 40	1-19
4336601		US 441	1-29
4336611		US 441	1-26
4348441		CR 42	1-2
4352081		SR 35	1-16
4352091		I-75 (AT NW 49TH STREET)	1-8
4354841		PRUITT TRAIL	4-7
4354861		SILVER SPRINGS BIKEWAY	4-9

Project Index

FM #	TIP #	Project Name	Page
4356602		SR 326	1-15
4356861		US 441	1-28
4363601		SR 40 (BLACK BEAR TRAIL)	4-11
4363611		ITS OPERATIONAL SUPPORT	1-11
4363751		CITYWIDE SIDEWALK IMPROVEMENTS	4-2
4364742		SADDLEWOOD ELEMENTARY SIDEWALK IMPROVEMENTS	4-8
4364743		LEGACY ELEMENTARY SCHOOL SIDEWALKS	4-5
4367551		INDIAN LAKE TRAIL FROM SILVER SPRINGS STATE PARK TO INDIAN LAKE PARK	4-4
4367561		DOWNTOWN OCALA TO SILVER SPRINGS TRAIL	4-3
4370171		OCALA INTERNATIONAL AIRPORT	5-5
4370311		OCALA INTERNATIONAL AIRPORT	5-6
4378261		I-75 MARION COUNTY REST AREAS	1-10
4378271		I-75	1-7
4384171		MARION COUNTY AIRPORT	5-2
4384231		MARION COUNTY AIRPORT	5-2
4384271		MARION COUNTY AIRPORT	5-2
4384301		MARION-DUNNELLON	5-3
4384331		MARION COUNTY AIRPORT	5-3
4384351		MARION-DUNNELLON PARALLEL TAXIWAY TO RUNWAY 9-27	5-3
4384761		OCALA INTERNATIONAL AIRPORT	5-5
4384771		OCALA INTERNATIONAL AIRPORT	5-5
4385621		I-75 MARION COUNTY REST AREAS	1-9
4392381		US 441	1-25
4393312		OCALA/MARION URBAN AREA FY 2018/2019-2019/2020 UPWP	2-2
4393313		OCALA/MARION URBAN AREA FY 2020/2021-2021/2022 UPWP	2-2
4393314		OCALA/MARION URBAN AREA FY 2022/2023-2023/2024 UPWP	2-2
4407801		OCALA INTERNATIONAL	5-4

Project Index

FM #	TIP #	Project Name	Page
4407971		TRANSIT PLANNING STUDIES	2-3
4408801		MARION OAKS-SUNRISE/HORIZON SIDEWALKS	4-6
4411361		US 441	1-27
4413661		SR 40	1-20
4424551		SUNTRAN	6-3
4424601		MARION TRANSIT	6-2
4425721		OCALA OPERATIONS COMPLEX CONTRACTED SERVICES PROJECT	3-2
4425722		OCALA OPERATIONS COMPLEX FCO PROJECTS	3-3
4431701		SR 93 (I-75) FROM SUMTER COUNTY TO SR 200	1-22
4432701		SR 25 / 200 TO ALACH BRIDGE 360025 & 360026	1-14
4437031		SR 35 (SE 58TH AVE) FROM CR 464 (SE MARICAMP RD) TO SR 40	1-17
4437301		US 301 / US 441 SPLIT (THE Y) JUST SOUTH OF SPLIT TO NORTH OF SPLIT	1-23
4443821		CR 484 / PENNSYLVANIA AVE @ CROSSING # 622599-D	1-5
4443831		SE 36 AVE @ CROSSING # 627220-F	1-13
4447671		US 441 SLOPES AT RR OVER PASS B/W SE 3RD AVE & SE 30TH ST	1-30
4448761		MARION-OCALA INTL INFRASTRUCTURE IMPROVEMENTS	5-4
4448771		MARION-OCALA INTL HANGAR	5-4
4453211		WILDWOOD MAINLINE WEIGH IN MOTION (WIM) SCREENING	1-31



TRANSPORTATION PLANNING ORGANIZATION

Marion County Commission Auditorium
601 SE 25th Avenue, Ocala, FL 34471

April 23, 2019

MINUTES

Members Present:

Commissioner Kathy Bryant
Mayor Kent Guinn
Councilwoman Valerie Hanchar
Councilman Brent Malever
Commissioner David Moore
Commissioner Michelle Stone
Commissioner Carl Zalak (*arrived 4:08pm*)
Councilman Matthew Wardell

Members Not Present:

Commissioner Jeff Gold
Councilman Justin Grabelle
Commissioner Ronald Livsey
Councilman Jay Musleh
Councilwoman Mary Rich

Others Present:

Tom Wilder, Marion Senior Services
Ken Odom, Marion County
Oliver Cromwell, SunTran
Sean Lanier, City of Ocala
Amber Gartner, Kimley-Horn
Oscar Tovar, City of Ocala

Item 1. Call to Order and Roll Call

Chairwoman Hanchar called the meeting to order at 4:06 PM. Secretary Shakayla Pullings called the roll of members. A quorum was present.

Item 2. Proof of Publication

Secretary Shakayla Pullings stated that the meeting had been published online on the TPO website and on the City of Ocala, Marion County, Belleview, and Dunnellon websites.

Item 3a. SunTran Interlocal Agreement

Derrick Harris presented the SunTran Interlocal Agreement and said that per the TPO Board's direction at the January 24th, February 26th, and March 26th meetings, a revised Interlocal Agreement between the City of Ocala, and Marion County had been provided to the board. The latest version of the Interlocal Agreement, was based on comments received by city/county staff, and TPO Board members. At the time both the TPO and county attorney had reviewed the agreement.

Mr. Harris said that staff was requesting the direction of the board regarding the SunTran Interlocal Agreement and said if approved, the agreement would be forwarded to the respective parties (The City of Ocala and Marion County).

Ms. Bryant asked if the language in Section 2 that had originally stated "*The CITY shall provide to the Ocala / Marion County TPO for their approval an annual report in June of each year, which will include policies, strategies, ridership, operations, routes, coordination procedures, and other information pertinent to the public transportation system.*" Included the addition "*for the upcoming fiscal year and a report on performance of the past fiscal year*" so that the TPO board would be informed of route changes and could be a part of the conversation.

Mr. Batsel said the addition had been made in Section 2 Paragraph 2 of the agreement.

Ms. Bryant said that she was personally ok with the language of the agreement.

Mr. Malever made a motion to approve the SunTran Interlocal Agreement. Mr. Wardell seconded and the motion passed unanimously.

Item 3b. Intergovernmental Coordination and Review and Public Transportation Coordination Joint Participation (ICAR) Agreement

Derrick Harris presented the ICAR and said that TPO Board's decision at the January 24th and February 26th meetings to have the City of Ocala take over the operation and maintenance of the TPO a revised ICAR agreement was provided to the TPO Board to

acknowledge that the City of Ocala and not the TPO will be operating and maintaining the SunTran Bus System.

Ms. Bryant made a motion to approve the Intergovernmental Coordination and Review and Public Transportation Coordination Joint Participation (ICAR) Agreement. Mr. Moore seconded and the motion passed unanimously.

Item 3c. Unified Planning Work Program (UPWP) Amendment

Derrick Harris presented the UPWP and said that per the TPO Board's direction at the January 24th, and March 26th meetings a revised UPWP Amendment to redact all SunTran listed functions (5.1 – 5.8) from the UPWP had been provided to the board.

Ms. Bryant made a motion to approve the Unified Planning Work Program (UPWP) Amendment. Ms. Stone seconded and the motion passed unanimously.

Item 3d. SunTran Advertising (Campus Credit Union)

Derrick Harris presented the SunTran Advertising for the Campus Credit Union and said in February and March of 2019, TPO staff in coordination with the City Procurement Department had created a bus wrap advertising contract for Campus Credit Union at the amount of \$1,000 per month for 1 year to advertise on one SunTran bus. The contract was provided to the TPO Board along with the SunTran advertising policy.

Mr. Harris also mentioned that per the board's direction staff had summarized the different advertisement rates for transit agencies throughout the central Florida area. Staff felt that the only true comparable transit agency was RTS, due to the size of the tourism in Daytona Beach and Orlando. Therefore, staff concluded that SunTran was comparable, when directly comparing with RTS. The following rates were provided:

SunTran (Ocala)

- SunTran charges **\$12,000** for a full bus wrap for 52 weeks. This included only the advertising space and did not cover cost of production or installation

RTS (Gainesville)

- RTS charged **\$11,546** for a full bus wrap for 52 weeks. This included only the advertising space and did not cover cost of production or installation.

Votrans (Volusia County)

- Votrans charged **\$3,000 per month** for a 12-month contract, which **did** include the cost of production and installation.

Lynx (Orlando area)

- Lynx charged a \$6,210 production cost and an additional \$4,000 per month advertising cost for a full bus wrap. Due to high demand and limited inventory, they did not typically offer 12-month contracts.
- As their website noted, the Lynx service area offered a market with an adult population of over 1.6 million and a tourist market of 54 million annual visitors, which enabled them to charge significantly more than SunTran would.

LakeXpress (Lake County)

- LakeXpress did not offer advertising space on their buses.

Ms. Bryant asked why tourism effected the price.

Mr. Harris said that he spoke to Lynx and was told that because of the amount of tourism that comes to the Orlando area their price is greater due to the number of people that will see the advertisement.

Ms. Bryant suggested the board have a higher advertising price.

There was additional board discussion on the advertising rates going forward.

Ms. Bryant made a motion to approve the SunTran Advertising Contact for Campus Credit Union as it stood with a going forward price of \$1,500 a month for SunTran bus advertising. Mr. Malever seconded and the motion passed unanimously.

Item 3e. Walk on Item (Staff Services Agreement)

Per the TPO Board's motion to have the TPO switch host agencies from the City of Ocala to Marion County, a revised Staff Services Agreement was provided to the board.

Mr. Harris asked the board to note that a Staff Services Agreement was approved by the TPO Board at the February TPO Board meeting and that the revisions to the document would be better suited for the needs of the new host agency, Marion County.

Mr. Zalak mentioned he would like for the new director to have a dotted line to the County Administrator on a day to day basis like the other directors under Marion County.

Mayor Guinn said he would like for the director to continue to report directly to the TPO board as it had been in the past.

Mr. Zalak said that the County Administrator would not have direct authority over the TPO director but that the County Administrator and new director would meet and talk to make sure things were working out and the TPO board would still hire and fire.

Mr. Wardell said he would like to see the performance evaluations stay with the TPO board.

Mr. Zalak said that roles and responsibilities need to be provided to the TPO chair person.

There was additional board discussion.

Ms. Stone made a motion to amend the Staff Services Agreement to include a sentence under Section 3 that the TPO Director would have resource through the County Administrator to execute on the TPO's priorities and operations. Mr. Zalak seconded and the motion passed unanimously.

Mr. Wardell made a motion to accept the Staff Services Agreement with the changes voted on. Ms. Stone seconded and the motion passed unanimously.

Item 3f. Walk on Item (TPO Director Contract)

Amanda Tart, Human Resources Director for Marion County presented the TPO Director Contract and explained that the Marion County staff used the same contract for the previous TPO Director from the City of Ocala and made some changes to make the contract suitable to Marion County.

The board reviewed the contract and Mr. Zalak mentioned that he would like the same language added to the Staff Services Agreement pertaining to the TPO Director working in coordination with the County Administrator to execute on the TPO's priorities and operations. Mr. Zalak also said he was not in favor of the contract having an automatic renewal.

Mr. Minter said the automatic renewal would not go into effect if the board gives 90-day notice that they wish not to renew the contract.

Mr. Zalak said that the renewal should be an agenda item.

Ms. Tart said that Marion County staff would remind the board of the 90-days prior to the automatic renewal of the contract and make sure that the contract renewal is on the agenda.

There was additional board discussion on the terms of the TPO Director contract.

Ms. Stone made a motion to accept the TPO Director Contract as presented with the strike of line two under Section 4A and add the language for the support that was added to the Staff Agreement under Section 7. Ms. Bryant seconded and the motion passed with Mr. Moore and Mr. Zalak opposed.

Item 4. Consent Agenda

Ms. Bryant made a motion to approve the Consent Agenda. Mr. Moore seconded, and the motion passed unanimously.

Item 5. Comments by FDOT

Vickie Wyche with FDOT said that the construction updates report had been provided to the TPO Board in the meeting packets. There were no questions from the board members.

Item 6. Comments by TPO Staff

Derrick Harris provided the updated financial report and said that billings were caught up. Also, Mr. Harris talked about some changes in the priority lists saying that the main priority, off system, and trail lists had been combined to one list per the FDOT for consistency District wide. Mr. Harris provided information for the priority lists to the committees for the TPO as well as municipalities for feedback. The list would be taken back to the board for final rankings.

Item 7. Comments by TPO Members

Derrick Harris gave a financial update to the board and an update on the transition of the TPO from the City of Ocala to Marion County and the vacant positions within the TPO.

Item 8. Public Comment

Chairwoman Hanchar thanked Mr. Harris for his hard work with limited staff and the transition.

Item 9. Adjournment

Chairwoman Hanchar adjourned the meeting at 5:28PM.

Respectfully Submitted By:

Shakayla Pullings, TPO Administrative Assistant

Pursuant to the requirements of 23 U.S.C. 134(k)(5) and 23 CFR 450.334(a), the Department and the MPO have performed a review of the certification status of the metropolitan transportation planning process for the Ocala Marion County TPO with respect to the requirements of:

1. 23 U.S.C. 134 and 49 U.S.C. 5303;
2. Title VI of the Civil Rights Act of 1964, as amended (42 U.S.C. 2000d-1) and 49 C.F.R. Part 21
3. 49 U.S.C. 5332 prohibiting discrimination on the basis of race, color, creed, national origin, sex, or age in employment or business opportunity;
4. Section 1101(b) of the FAST Act and 49 C.F.R. Part 26 regarding the involvement of disadvantaged business enterprises in USDOT funded projects;
5. 23 C.F.R. Part 230 regarding the implementation of an equal employment opportunity program on Federal and Federal-aid highway construction contracts;
6. The provisions of the Americans with Disabilities Act of 1990 (42 U.S.C. 12101 et seq.) and the regulations found in 49 C.F.R. Parts 27, 37, and 38;
7. The Older Americans Act, as amended (42 U.S.C. 6101) prohibiting discrimination on the basis of age in programs or activities receiving Federal financial assistance;
8. Section 324 of 23 U.S.C. regarding the prohibition of discrimination on the basis of gender; and
9. Section 504 of the Rehabilitation Act of 1973 (29 U.S.C. 794) and 49 C.F.R. Part 27 regarding discrimination against individuals with disabilities.

Included in this certification package is a summary of noteworthy achievements by the MPO, attachments associated with these achievements, and (if applicable) a list of any recommendations and/or corrective actions. The contents of this Joint Certification Package have been reviewed by the MPO and accurately reflect the results of the joint certification review meeting held on March 26, 2019.

Based on a joint review and evaluation, the Florida Department of Transportation and the recommend that the Metropolitan Planning Process for the be certified.

Name:
Title: District Secretary (or designee)

Date

Name:
Title: MPO Chairman (or designee)

Date



TO: TPO Board Members

FROM: Rob Balmes, Director

SUBJECT: 2045 Long Range Transportation Plan (LRTP) Update

The Long-Range Transportation Plan (LRTP) serves as the vision and planning framework for the multimodal transportation system of Marion County. The Ocala Marion County LRTP must be updated every five years to meet federal and state regulations, which includes a minimum 20-year planning horizon. The previous LRTP (2040) was adopted in December 2015. The plan update process is underway with the first Steering Committee scheduled for May 30. Kittelson and Associates is serving as the consultant supporting the update. TPO Board adoption of the 2045 LRTP is required by November 2020.

At the June TPO Board meeting, staff will provide further updates of the plan update process, including a detailed schedule, website information and the public involvement plan. If there are any questions or concerns regarding this information, please contact me at: 629-8595.

TPO PL 112 FY18-19				
FY Qtr	Beginning Balance	Billing Amount	Remaining	Date Approved
FY 2018-2019	\$ 807,110.00			
JULY		\$ 22,246.32	\$ 784,863.68	9/11/2018
AUGUST		\$ 53,270.63	\$ 731,593.05	9/27/2018
SEPTEMBER		\$ 53,069.22	\$ 678,523.83	11/15/2018
OCTOBER		\$ 49,327.61	\$ 629,196.22	1/17/2019
NOVEMBER		\$ 28,379.50	\$ 600,816.72	1/31/2019
DECEMBER		\$ 64,258.58	\$ 536,558.14	2/15/2019
JANUARY		\$ 28,267.96	\$ 508,290.18	3/25/2019
FEBRUARY		\$ 42,419.10	\$ 465,871.08	4/22/2019
MARCH		\$ 75,663.74	\$ 390,207.34	Submit 05/14/2019
APRIL		\$ -	\$ -	

5307			
FY Qtr	Billing Date (Qtr)	Billed Amount	Date Approved
FY 2017-2018	Oct 1 2017 - Sept 30 2018		
Qtr #1	Oct 1 - Dec 31	\$ 2,715.54	5/18/2018
Qtr #2	Jan 1 - Mar 31	\$ 465,396.78	6/8/2018
Qtr #3	Apr 1 - Jun 30	\$ 434,331.28	11/15/2018
Qtr #4	July 1 - Sept 30	\$ 1,388,502.04	12/6/2018
FY 2018-2019	Oct 1 2018 - Sept 30 2019		
Qtr #1	Oct 1 - Dec 31	\$ 374,492.49	3/20/2019
Qtr #2	Jan 1 - Mar 31	\$ 198,946.55	Submitted 04/29/2019
Qtr #3	Apr 1 - Jun 30	\$ -	

FDOT Block Grant			
FY Qtr	Billing Date (Qtr)	Billed Amount	Date Approved
FY 2017-2018	Oct 1 2017 - Sept 30 2018		
Qtr #1	Oct 1 - Dec 31	\$ 1,357.77	5/18/2018
Qtr #2	Jan 1 - Mar 31	\$ 161,834.00	6/8/2018
Qtr #3	Apr 1 - Jun 30	\$ 153,334.19	11/15/2018
Qtr #4	July 1 - Sept 30	\$ 155,948.52	12/6/2018
FY 2018-2019	Oct 1 2018 - Sept 30 2019		
Qtr #1	Oct 1 - Dec 31	\$ 134,031.96	3/20/2019
Qtr #2	Jan 1 - Mar 31	\$ 106,812.67	Submitted 04/29/2019
Qtr #3	Apr 1 - Jun 30	\$ -	

TD Grant					
FY Qtr	Billing Date (Qtr)	Beginning Balance	Billing Amount	Remaining	Date Approved
FY 2018-2019	July 1 2018 - June 30 2019	\$ 26,790.00			
Qtr #1	July 1 - Sept 30		\$ 1,674.38	\$ 25,115.62	10/30/2018
Qtr #2	Oct 1 - Dec 31		\$ 6,228.68	\$ 18,886.94	1/16/2018
Qtr #3	Jan 1 - Mar 31		\$ 3,549.68	\$ 15,337.26	Submitted 04/10/2019
Qtr #4	Apr 1 - Jun 30				

FY 17-18 5305d Contract GOV18					
FY Qtr	Billing Date (Qtr)	Beginning Balance	Billing Amount	Remaining	Date Approved
FY 2018-2019	Beginning May 15 2018	\$ 98,223.00			
Invoice #1	May 15 - June 30		\$ 1,606.88	\$ 96,616.12	12/26/2018
Invoice #2	July 1 - Sept 30		\$ 23,262.70	\$ 73,353.42	1/10/2019
Invoice #3	Oct 1 - Dec 31		\$ 22,412.90	\$ 50,940.52	2/5/2019
Invoice #4	Jan 1 - Mar 30		\$ 14,200.51	\$ 36,740.01	Submitted 04/16/2019
Invoice #5	Apr 1 - Jun 30				